



ANNUAL STATEMENT

OF

CITYPLANS, INCORPORATED

*3rd Floor Cityland Condo 10
Tower 2, 154 H.V. Dela Costa St.,
Salcedo Village, Makati City*

Submitted to the

INSURANCE COMMISSION

Manila, Philippines

For the Year Ended
DECEMBER 31, 2024

PRE-NEED

[CONTENTS](#)

**ANNUAL STATEMENT for the Year Ended December 31, 2024 of
CITYPLANS, INCORPORATED
Table of Contents**

EXCEL TAB	PAGE NO.	TITLE
Cover		
Page 1	1	Company Information
Page 1 Annex	2	c/o Statistics Division Company Information- Annex

EXHIBITS:

EXCEL TAB	PAGE NO.	EXHIBIT NO.	TITLE
Page 2	3	1	Balance Sheet
Page 3	4	2	Income Statement
Page 4	5	3	Summary of Monthly Collection and Required Deposits to the Trust Fund - Per Plan
Page 5	6	4	Summary of Monthly Withdrawals from the Trust Fund - Per Trustee, Per Plan
Page 6	7	5	Summary of Monthly Sales
Page 7	8	6	Serialtim List of In-force Policies
Page 8	9	7	List of Availing Plans for the Succeeding Year
Page 9	10	8	List of Claims / Benefits Filed

SCHEDULES:

EXCEL TAB	PAGE NO.	SCHEDULE NO.	TITLE
Page 10	11	1	Investments in Trust Funds
Page 11	12	2	Insurance Premium Fund (IPF)
		3	Corporate Assets
Page 12	13	3-1	Corporate Assets - Government Securities
Page 13	14	3-2	Corporate Assets - Cash on Hand and in Banks
Page 14	15	3-3	Corporate Assets - Mutual Funds/UITF
Page 15	16	3-4	Corporate Assets - Short Term Investments
Page 16	17	3-5	Corporate Assets - Corporate Bonds
Page 17	18	3-6	Corporate Assets - Mortgage Loans
Page 18	19	3-7	Corporate Assets - Planholders' Loans
Page 19	20	3-8	Corporate Assets - Stocks
Page 20	21	3-9	Corporate Assets - Real Estate
Page 21	22	3-10	Corporate Assets - Other Investment
Page 22	23	3-11	Corporate Assets - Receivable from Trustee
Page 23	24	3-12	Corporate Assets - Accrued Investment Income
Page 24	25	3-13	Corporate Assets - Accounts/Notes Receivable
Page 25	26	3-14	Corporate Assets - Property and Equipment
Page 26	27	3-15	Corporate Assets - Inventories
Page 27	28	3-16	Corporate Assets - Other Assets
Page 28	29	4	Pre-Need Reserve
Page 29	30	5	Insurance Premium Reserve
Page 30	31	6	Other Reserves
Page 31	32	7	Planholders' Benefits Payable
Page 32	33	8	Planholders' Deposits
Page 33	34	9	Counselors' Bond Reserves
Page 34	35	10	Accounts / Notes Payable
Page 35	36	11	Taxes Payable
Page 36	37	12	Accrued Expenses
Page 37	38	13	Other Liabilities
Page 38	39	14	Stockholders' Equity Account
Page 39	40	15	Trial Balance
Page 40	41	16	Reconciliation Between Trial Balance, Audited Financial Statements (Afs) And Annual Statement

EXCEL TAB	PAGE NO.	TITLE
Page 41	42	APPENDIX A.1 c/o Statistics Division Summary of Invested Assets (based on PFRS 9)
Page 42	43	APPENDIX A.2 c/o Statistics Division Summary of Invested Assets (aligned to current reporting)
Page 43	44	Certification (Notarized and Sealed)

Legend:	Formula
	CONTENTS Back to Contents
	For Input

Date of Filing: April 29, 2025
Company Representative/Contact No. Therese Raimunda A. Anooos
IC Representative/Examiner _____

**ANNUAL STATEMENT for the Year Ended December 31, 2024 of
CITYPLANS, INCORPORATED**

Certificate of Authority No.	PN-2025-03-R	Tax Identification:	000-527-090-000
Date of Original Issue	August 8, 2010	Registered Trade Name:	Cityplans, Incorporated
Date of Latest Renewal	January 1, 2025	Line of Business	Pre-need Company
Organized under the Laws of the Republic of the Philippines			
Incorporated on	October 27, 1988	SEC Registration No.:	156675
Commenced business on	September 17, 1990	Date of Issue	October 27, 1988
Commenced business on	September 17, 1990	Mailing address	(same as Home Office address)
Home Office address	3/F Cityland Condo, 10 Tower 2, 154 H.V. Dela Costa St., Salcedo Village, Makati City		
Telephone no.:	8819-1111/ 8893-6060 loc 327	Email address	cityplans_inc@gmail.com
Fax no.:	8892-8656 / 8813-1832	Website	www.cityplansinc.com

MEMBERS OF THE BOARD, OFFICERS AND EMPLOYEES

Position	Name	Nationality	Sex	Terms of Office	
				From	To
Chairman	Mr. Josef C. Gohoc	Filipino	Male	2022	Present
Vice-Chairman	None				
Members	Mr. Jefferson C. Roxas	Filipino	Male	2022	Present
	Mr. Joel C. Gohoc	Filipino	Male	2022	Present
	Ms. Emma A. Choa	Filipino	Female	2022	Present
Independent Directors:	Mr. Wilfred S. Tiu	Filipino	Male	2010	Present
	Ms. Ma. Victoria S. De Guzman	Filipino	Female	2022	Present
President	Mr. Jefferson A. Roxas	Filipino	Male	2022	Present
Vice-President	Ms. Therese Raimunda A. Anos	Filipino	Female	2024	Present
	Mr. Christopher T. Chu	Filipino	Male	2024	Present
Secretary	Ms. Jocelyn C. De Asis	Filipino	Female	2013	Present
Treasurer	Mr. Joel C. Gohoc	Filipino	Male	2022	Present
General Manager	None				
Actuary	Actuarial Advisers Inc.	Filipino		2015	Present
Department Heads:					
Operation	Ms. Therese Raimunda A. Anos	Filipino	Female	2022	Present
Sales / Marketing	Ms. Therese Raimunda A. Anos	Filipino	Female	2022	Present
Investments	Ms. Therese Raimunda A. Anos	Filipino	Female	2022	Present
Administration	Ms. Therese Raimunda A. Anos	Filipino	Female	2022	Present
Claims	Ms. Therese Raimunda A. Anos	Filipino	Female	2022	Present
Chief Accountant	Ms. Therese Raimunda A. Anos	Filipino	Female	2025	Present
Internal Auditor	Ms. Hazel Anne C. Paule	Filipino	Female	January 2024	Present
External Auditor	SGV & Co./ Ms. Bernallete Ramos	Filipino	Female	2024	2025
Compliance Officer/s:	Mr. Rudy Go	Filipino	Male	2015	2024
	Atty. Albert Anthony H. Ocampo	Filipino	Male	2025	Present
Trustees:	Philippine National Bank	Pension		1271P-031265-045418	
	Union Bank of the Philippines	Pension		PH 1C021 026	
Branch Office Address:	N/A	Name of Manager:		N/A	

CONTENTS

ANNUAL STATEMENT for the Year Ended December 31, 2024 of CITYPLANS, INCORPORATED
 CITYPLANS, INCORPORATED

Annex A to Company Profile

PSGC Code			Number Of									
Region	Province	City/ Municipality	Region	Province/ City	Branches			Extension Office	Service office	Salaried Officers	Salaried Employees	Pre-Need Sales Counselors
					Domestic	Foreign	Total					
By Region												
13			NCR		0	0	0	0	0	0	0	0
14			CAR		0	0	0	0	0	0	0	0
1			Region I		0	0	0	0	0	0	0	0
2			Region II		0	0	0	0	0	0	0	0
3			Region III		0	0	0	0	0	0	0	0
4			Region IV-A		0	0	0	0	0	0	0	0
17			MIMAROPA		0	0	0	0	0	0	0	0
5			Region V		0	0	0	0	0	0	0	0
6			Region VI		0	0	0	0	0	0	0	0
7			Region VII		0	0	0	0	0	0	0	0
8			Region VIII		0	0	0	0	0	0	0	0
9			Region IX		0	0	0	0	0	0	0	0
10			Region X		0	0	0	0	0	0	0	0
11			Region XI		0	0	0	0	0	0	0	0
12			Region XII		0	0	0	0	0	0	0	0
16			Region XIII		0	0	0	0	0	0	0	0
19			BARMM		0	0	0	0	0	0	0	0
			TOTAL		0	0	0	0	0	0	0	0
By Province/ HUC/ Independent Component City												
13	80	60	NCR	City of Manila			0					
13	80	50	NCR	City of Mandaluyong			0					
13	80	70	NCR	City of Marikina			0					
13	81	20	NCR	City of Pasig			0					
13	81	30	NCR	Quezon City			0					
13	81	40	NCR	City of San Juan			0					
13	80	10	NCR	City of Caloocan			0					
13	80	40	NCR	City of Malabon			0					
13	80	90	NCR	City of Navotas			0					
13	81	60	NCR	City of Valenzuela			0					
13	80	20	NCR	City of Las Piñas			0					
13	80	30	NCR	City of Makati			0					
13	80	80	NCR	City of Muntinlupa			0					
13	81	0	NCR	City of Paranaque			0					
13	81	10	NCR	Pasay City			0					
13	81	50	NCR	City of Taguig			0					
13	81	70	NCR	Pateros			0					
14	0	10	CAR	Abra			0					
14	8	10	CAR	Apayao			0					
14	1	10	CAR	Benguet			0					
14	2	70	CAR	Ifugao			0					
14	3	20	CAR	Kalinga			0					
14	4	40	CAR	Mountain Province			0					
14	30	30	CAR	Baguio City			0					
1	2	80	Region I	Ilocos Norte			0					
1	2	90	Region I	Ilocos Sur			0					
1	3	30	Region I	La Union			0					
1	5	50	Region I	Pangasinan			0					
1	5	51	Region I	Dagupan City			0					
2	0	90	Region II	Batanes			0					
2	1	50	Region II	Cagayan			0					
2	3	10	Region II	Isabela			0					
2	5	0	Region II	Nueva Vizcaya			0					
2	5	70	Region II	Quirino			0					
2	3	13	Region II	Santiago City			0					
3	7	70	Region III	Aurora			0					
3	0	80	Region III	Bataan			0					
3	1	40	Region III	Bulacan			0					
3	4	90	Region III	Nueva Ecija			0					
3	5	40	Region III	Pampanga			0					
3	6	90	Region III	Tarlac			0					
3	7	10	Region III	Zambales			0					
3	30	10	Region III	City of Angeles			0					
3	31	40	Region III	City of Olongapo			0					
4	1	0	Region IV-A	Batangas			0					
4	2	10	Region IV-A	Cavite			0					
4	3	40	Region IV-A	Laguna			0					
4	5	60	Region IV-A	Quezon			0					
4	5	80	Region IV-A	Rizal			0					
4	31	20	Region IV-A	City of Lucena			0					
17	4	0	MIMAROPA	Marinduque			0					
17	5	10	MIMAROPA	Occidental Mindoro			0					
17	5	20	MIMAROPA	Oriental Mindoro			0					
17	5	30	MIMAROPA	Palawan			0					
17	5	90	MIMAROPA	Romblon			0					
17	31	50	MIMAROPA	City of Puerto Princesa			0					
5	0	50	Region V	Albay			0					
5	1	60	Region V	Camarines Norte			0					
5	1	70	Region V	Camarines Sur			0					
5	2	0	Region V	Catanduanes			0					
5	4	10	Region V	Masbate			0					
5	6	20	Region V	Sorsogon			0					
5	1	72	Region V	City of Naga			0					
6	0	40	Region VI	Aklan			0					
6	0	60	Region VI	Antique			0					
6	1	90	Region VI	Capiz			0					
6	7	90	Region VI	Guimaras			0					
6	3	0	Region VI	Iloilo			0					
6	4	50	Region VI	Negros Occidental			0					
6	30	20	Region VI	City of Bacolod			0					
6	31	0	Region VI	City of Iloilo			0					
7	1	20	Region VII	Bohol			0					
7	2	20	Region VII	Cebu			0					
7	4	60	Region VII	Negros Oriental			0					
7	6	10	Region VII	Siquijor			0					
7	30	60	Region VII	City of Cebu			0					
7	31	10	Region VII	City of Lapu-Lapu			0					
7	31	30	Region VII	City of Mandaue			0					
8	7	80	Region VIII	Biliran			0					
8	2	60	Region VIII	Eastern Samar			0					
8	3	70	Region VIII	Leyte			0					
8	4	80	Region VIII	Northern Samar			0					
8	6	0	Region VIII	Samar			0					
8	6	40	Region VIII	Southern Leyte			0					
8	31	60	Region VIII	City of Tacloban			0					
8	3	73	Region VIII	Ormoc City			0					
9	7	20	Region IX	Zamboanga del Norte			0					
9	7	30	Region IX	Zamboanga del Sur			0					

ANNUAL STATEMENT for the Year Ended December 31, 2024 of CITYPLANS, INCORPORATED

Exhibit 1 - BALANCE SHEET

PARTICULARS	CURRENT YEAR	PREVIOUS YEAR	DIFFERENCE		REMARKS <i>(the cause of abrupt increase/decrease, 10% or more, should be indicated)</i>
			AMOUNT	PERCENTAGE	
ASSETS					
1. Investments in Trust Funds (Schedule 1)	35,184,037.68	37,015,150.95	(1,831,113.27)	(4.95%)	
2. Insurance Premium Fund (Schedule 2)	100,000.00	100,000.00	-	0.00%	
Corporate Assets:					
3. Government Securities (Schedule 3-1)	-	63,200,000.00	-	(100.00%)	The decrease was due to the maturity of government securities.
4. Cash on Hand and in Banks (Schedule 3-2)	77,244,771.05	148,932,867.02	(71,688,095.97)	(48.13%)	Decrease was due to shift in placement for terms longer than 3 months.
5. Mutual Funds/UITF (Schedule 3-3)	-	-	-	0.00%	
6. Short Term Investments (Schedule 3-4)	150,100,000.00	-	150,100,000.00	100.00%	Increase in placement in time deposits with a term of more than three (3) months.
7. Corporate Bonds (Schedule 3-5)	-	-	-	0.00%	
8. Mortgage Loans (Schedule 3-6)	-	-	-	0.00%	
9. Planholders' Loans (Schedule 3-7)	-	-	-	0.00%	
10. Stocks (Schedule 3-8)	11,305,615.40	12,432,530.65	(1,126,915.25)	(9.06%)	
11. Real Estate (Schedule 3-9)	75,920,839.03	86,629,577.02	(10,708,737.99)	(12.36%)	The decrease was due to sales of CPI units.
12. Other Investment (Schedule 3-10)	-	-	-	0.00%	
13. Receivable from Trustee (Schedule 3-11)	-	-	-	0.00%	
14. Accrued Investment Income (Schedule 3-12)	1,608,084.68	2,264,284.05	(656,199.37)	(28.98%)	The investment were recently placed thus, decrease in accrued interest income.
15. Accounts/Notes Receivable (Schedule 3-13)	29,701,634.21	30,412,330.80	(710,696.59)	(2.34%)	
16. Property and Equipment (Schedule 3-14)	-	-	-	0.00%	
17. Inventories (Schedule 3-15)	-	-	-	0.00%	
18. Other Assets (Schedule 3-16)	778,139.97	2,349,167.77	(1,571,027.80)	(66.88%)	Decrease was due to decrease in prepaid tax.
Total Assets	381,943,122.02	383,335,908.26	(1,392,786.24)	(0.36%)	
LIABILITIES					
19. Pre-need Reserves (Schedule 4)	21,848,202.19	23,771,931.06	(1,923,728.87)	(8.09%)	
20. Insurance Premium Reserve (Schedule 5)	35,959.55	40,171.93	(4,212.38)	(10.49%)	The reduction was due to the maturity of insured pension plans.
21. Other Reserves (Schedule 6)	117,364.65	126,278.27	(8,913.62)	(7.06%)	
22. Planholders' Benefits Payable (Schedule 7)	5,956,371.54	5,078,540.65	877,830.89	17.29%	The increase was due to pension holders not yet claiming their pension benefits.
23. Planholders' Deposits (Schedule 8)	3,201.80	3,201.80	-	0.00%	
24. Counselors' Bond Reserves (Schedule 9)	2,733.30	2,733.30	-	0.00%	
25. Accounts/Notes Payable (Schedule 10)	4,262,418.22	7,359,594.34	(3,097,176.12)	(42.08%)	Decrease was due to the settlement of related party payable.
26. Taxes Payable (Schedule 11)	122,281.02	266,973.67	(144,692.65)	(54.20%)	Decrease was due to lower vatable sales compared to the previous year.
27. Accrued Expenses (Schedule 12)	14,223.49	55,122.85	(40,899.36)	(74.20%)	No accruals were made for the audit fee for the current year.
28. Other Liabilities (Schedule 13)	4,364,091.08	4,091,733.21	272,357.87	6.66%	
Total Liabilities	36,726,846.84	40,796,281.08	(4,069,434.24)	(9.98%)	
STOCKHOLDERS' EQUITY					
29. Paid-up Capital Stock (Schedule 14)	158,125,000.00	158,125,000.00	-	0.00%	
30. Additional Paid-in Capital	-	-	-	0.00%	
31. Deposit for Future Subscription	-	-	-	0.00%	
32. Contingency Surplus	-	-	-	0.00%	
Special Surplus Funds:					
34. Fluctuation/Revaluation Reserve - Trust Funds	71,320.59	98,959.62	(27,639.03)	(27.93%)	The decrease was due to the lower closing rate of the market price.
35. Fluctuation/Revaluation Reserve -Corporate Assets	7,134,409.15	8,261,324.40	(1,126,915.25)	(13.64%)	The decrease was due to the lower closing rate of the market price.
36. Retained Earnings - Trust Fund	1,384,782.66	1,384,782.66	-	0.00%	
37. Retained Earnings - Corporate Assets	178,889,662.46	175,944,079.71	2,945,582.75	1.67%	
38. Accumulated Re-measurement on Defined Benefit Plan	(356,934.23)	(363,197.48)	6,263.25	(1.72%)	
39. Fluctuation/ Revaluation Reserve- ITF	(31,965.45)	(911,321.73)	879,356.28	(96.49%)	The decrease was due to the fluctuation/revaluation for the year 2024, which pertains solely to the reclassification of financial assets that should be measured at amortized cost.
Total Stockholders' Equity	345,216,275.18	342,539,627.18	2,676,648.00	0.78%	
Total Liabilities & Stockholders' Equity	381,943,122.02	383,335,908.26	(1,392,786.24)	(0.36%)	

**ANNUAL STATEMENT for the Year Ended December 31, 2024 of
CITYPLANS, INCORPORATED**

Exhibit 2- INCOME STATEMENT

(Accrual Basis)		
Premium Revenue	P	(3,224,366.67) a
Increase(Decrease) in Pre-Need Reserves		<u>1,923,728.87</u> b
Increase(Decrease) in Insurance Premium Reserves		<u>-</u> c
Increase(Decrease) in Other Pre-Need Reserves		<u>-</u> d
*Other Direct Income (ex. Processing fees, surcharges, etc.)		<u>-</u> e
Total Direct Income (a - b - c - d + e)		(1,300,637.80) f
Less: Benefit Payments (Surrenders, maturities, lapsed, terminated, etc.) P	-	g.1
Commissions Expenses	-	g.2
*Other Direct Expenses (insurance , discount, overrides, bonus, etc.	<u>170,354.77</u>	g.3
Total Direct Expenses / Acquisition Cost (g.1 + g.2 + g.3)		170,354.77 g
Gain/(Loss) (f - g)		(1,470,992.57) h
Plus: Interest/Income Earned from the following Trust Fund/Placements/Investments.		
(Gross of Final Taxes)		
Government Securities	<u>1,773,534.34</u>	i.1
Cash on hand and in Bank	<u>10,548,968.72</u>	i.2
Mutual Funds/UITF	<u>-</u>	i.3
Short-term Investments	<u>1,247,258.57</u>	i.4
Corporate Bonds	<u>-</u>	i.5
Mortgage Loans	<u>-</u>	i.6
Planholders' Loan	<u>-</u>	i.7
Stocks	<u>602,296.78</u>	i.8
Real Estate	<u>19,807,524.07</u>	i.9
Other Investments (Trust Fund Loss)	<u>(327,381.12)</u>	i.10
Total Gain/(Loss) & Interest Earned (h + i)		32,181,208.79 j
Other Income/Expense items:		
Capital Gains/(Losses)	<u>-</u>	k.1
Depreciation	<u>(4,787,954.05)</u>	k.2
Investment Expenses	<u>-</u>	k.3
*Other Income/Other Expenses (ex. Forex gain/(loss), etc.)	<u>189,467.64</u>	k.4
Sub-Total (j + k)		27,582,722.38 l
Less: Taxes other than Income tax		
Taxes on Real Estate	<u>354,728.80</u>	m.1
Documentary Stamp Tax	<u>300.00</u>	m.2
Corporate Residence Certificate	<u>10,500.00</u>	m.3
Assessment, Licenses & Fees	<u>568,882.40</u>	m.4
VAT & Fringe Benefit Tax	<u>-</u>	m.5
Final Taxes	<u>2,713,952.33</u>	m.6
Other General Expenses		
Salaries & Wages	<u>1,560,474.33</u>	n.1
Allowance to Officers	<u>-</u>	n.2
Allowance to Employees	<u>-</u>	n.3
Pension, Retirement, & Other similar benefits (SSS, Medicare, etc.)	<u>1,753,737.93</u>	n.4
Rent, Light & Water	<u>379,618.07</u>	n.5
Other General Expenses	<u>1,879,885.82</u>	n.6
Sub-Total (taxes & general expenses) (m + n)		9,222,079.68 o
Net Income/(Loss) before Income Tax		18,360,642.70 p
Less: Income Tax		<u>2,132,559.95</u> q
Net Income/(Loss) for the year (p - q)		16,228,082.75 r

ANNUAL STATEMENT for the Year Ended December 31, 2024 of CITYPLANS, INCORPORATED

EXHIBIT 3 - SUMMARY OF MONTHLY COLLECTION AND REQUIRED DEPOSITS TO THE TRUST FUND (Per Plan)

Month (1)	Amount Collected * (2)	Amount of Required Deposit ** (3)	Amount of Actual Deposit *** (4)	Remarks (5)
Memorial Plan:	NONE			
January				
February				
March				
April				
May				
June				
July				
August				
September				
October				
November				
December				
	-	-	-	
Education Plan:	NONE			
January				
February				
March				
April				
May				
June				
July				
August				
September				
October				
November				
December				
	-	-	-	
Pension Plan:				
January	-	-	-	
February	-	-	-	
March	-	-	-	
April	-	-	-	
May	-	-	-	
June	-	-	-	
July	-	-	-	
August	-	-	-	
September	-	-	-	
October	-	-	-	
November	-	-	-	
December	-	-	-	
	-	-	-	
GRAND TOTAL	-	-	-	
Reconciliation:				
	Memorial Plan	Education Plan	Pension Plan	
Required Deposit to the Trust Fund	-	-	-	
Actual Deposit for the Year	-	-	-	
Difference	-	-	-	

ANNUAL STATEMENT for the Year Ended December 31, 2024 of CITYPLANS, INCORPORATED

EXHIBIT 4 - SUMMARY OF MONTHLY WITHDRAWALS FROM THE TRUST FUNDS (Per Plan)

Month (1)	Total Amount of Benefits		Total Amount of Withdrawal (4)	Breakdown / Purpose of Withdrawal				Description for "Others" (9)
	Paid (2)	Unpaid (3)		Planholders' Benefits (5)	Trustee's Fees (6)	Taxes (7)	Others (8)	
Memorial Plan:	NONE							
January								
February								
March								
April								
May								
June								
July								
August								
September								
October								
November								
December								
	-	-	-	-	-	-	-	
Education Plan:	NONE							
January								
February								
March								
April								
May								
June								
July								
August								
September								
October								
November								
December								
	-	-	-	-	-	-	-	
Pension Plan:								
Union Bank of the Philippines (UBP)								
January	-	-	29,895.06	-	6,338.09	23,739.30	(182.33)	Recovery from expected credit losses
February	-	-	29,257.29	-	5,930.72	23,511.33	(184.76)	Recovery from expected credit losses

ANNUAL STATEMENT for the Year Ended December 31, 2024 of CITYPLANS, INCORPORATED

EXHIBIT 4 - SUMMARY OF MONTHLY WITHDRAWALS FROM THE TRUST FUNDS (Per Plan)

Month (1)	Total Amount of Benefits		Total Amount of Withdrawal (4)	Breakdown / Purpose of Withdrawal				Description for "Others" (9)
	Paid (2)	Unpaid (3)		Planholders' Benefits (5)	Trustee's Fees (6)	Taxes (7)	Others (8)	
March	-	-	29,899.55	-	6,362.32	23,724.45	(187.22)	Recovery from expected credit losses
April	-	-	29,530.63	-	6,042.31	23,678.04	(189.72)	Recovery from expected credit losses
May	-	-	30,128.79	-	6,218.68	24,102.36	(192.25)	Recovery from expected credit losses
June	565,961.66	-	90,614.13	565,961.66	6,059.20	23,999.92	60,555.01	Association dues, water bill, Actuarial fee and MC fee (net of recovery from expected credit losses)
July	-	-	29,776.48	-	6,248.71	23,725.18	(197.41)	Recovery from expected credit losses
August	-	-	29,933.31	-	6,354.22	23,779.13	(200.04)	Recovery from expected credit losses
September	1,536,756.56	-	1,574,566.40	1,536,756.56	6,160.70	23,561.05	8,088.09	Association dues, water bill and MC (net of recovery from expected credit losses)
October	-	-	28,336.63	-	6,144.39	22,397.65	(205.41)	Recovery from expected credit losses
November	-	-	28,119.45	-	5,801.31	22,526.29	(208.15)	Recovery from expected credit losses
December	252,731.18	-	291,906.44	252,731.18	5,806.53	22,658.12	10,710.61	Association dues, water bill and MC (net of recovery from expected credit losses)
Sub-total	2,355,449.40	-	2,221,964.16	2,355,449.40	73,467.18	281,402.82	77,606.42	
Philippine National Bank (PNB)								
January	-	-	8,031.02	-	2,471.02	5,560.09	(0.09)	Recovery from expected credit losses
February	-	-	3321.16	-	2,279.56	1,041.60	-	
March	-	-	3,413.51	-	2,440.89	972.16	0.46	Provision for Credit and Losses
April	-	-	6,422.79	-	2,377.41	986.13	3,059.25	Handling fee and other charges, Provision for Credit and Losses
May	-	-	3,484.88	-	2,468.69	1,016.18	0.01	Provision for Credit and Losses
June	-	-	3,462.91	-	2,424.76	1,036.66	1.49	Provision for Credit and Losses
July	-	-	4,214.03	-	3,105.69	1,110.19	(1.85)	Recovery from expected credit losses
August	-	-	4,234.95	-	3,124.72	1,108.25	1.98	Provision for Credit and Losses
September	-	-	4,075.48	-	3,023.58	1,043.76	8.14	Provision for Credit and Losses
October	-	-	4,185.59	-	3,120.25	1,065.88	(0.54)	Recovery from expected credit losses
November	-	-	4,042.06	-	3,011.63	1,029.90	0.53	Provision for Credit and Losses
December	-	-	4,210.83	-	3,123.47	1,064.23	23.13	Provision for Credit and Losses
Sub-total	-	-	53,099.21	-	32,971.67	17,035.03	3,092.51	
	2,355,449.40	-	2,275,063.37	2,355,449.40	106,438.85	298,437.85	80,698.93	
GRAND TOTAL	2,355,449.40	-	2,275,063.37	2,355,449.40	106,438.85	298,437.85	80,698.93	

ANNUAL STATEMENT for the Year Ended December 31, 2024 of CITYPLANS, INCORPORATED

EXHIBIT 5- SALES

Plan Type	Registration of Plans/Contracts		Amount Sold	Balance of Unsold Plans/Contracts
	Date	Amount		
	Approved	Approved		
(1)	(2)	(3)	(4)	(5)
Memorial Plan:	NONE			
Forwarded Balance				-
January				-
February				-
March				-
April				-
May				-
June				-
July				-
August				-
September				-
October				-
November				-
December				-
Sub-total		-	-	-
Education Plan:	NONE			
Forwarded Balance				-
January				-
February				-
March				-
April				-
May				-
June				-
July				-
August				-
September				-
October				-
November				-
December				-
Sub-total		-	-	-
Pension Plan:				
Forwarded Balance	2/19/1996	310,000,000.00	7,235,793.00	302,764,207.00
January	-	-	-	-
February	-	-	-	-
March	-	-	-	-
April	-	-	-	-
May	-	-	-	-
June	-	-	-	-
July	-	-	-	-
August	-	-	-	-
September	-	-	-	-
October	-	-	-	-
November	-	-	-	-
December	-	-	-	-
Sub-total		310,000,000.00	7,235,793.00	302,764,207.00
GRAND TOTAL		310,000,000.00	7,235,793.00	302,764,207.00

ANNUAL STATEMENT for the Year Ended December 31, 2024 of CITYPLANS, INCORPORATED

Exhibit 6 - SERIATIM LIST OF IN-FORCE POLICIES

Contract Number	Planholders Name	Birth Date	Inception Date	Plan Type	Maturity Value	Maturity Date	Status	Contract Price	Payment Mode	Total Installments Made	INSURANCE		BENEFITS			Reserves as of 12/31/2024		
											Total Insurance Premium	Total Insurance Premium Paid	Amount of Benefits Paid	Balance	Last Availment Date		Last Amount Availed	
											(12)	(13)	(14)	(15)	(16)		(17)	(18)
MEMORIAL PLAN:																		
NONE																		
A. Old Basket (SEC):																		
1																		
2																		
	Sub-total				-							-	-	-	-		-	
B. New Basket (IC):																		
1																		
2																		
	Sub-total				-							-	-	-	-		-	
	Total				-							-	-	-	-		-	
PENSION PLAN:																		
A. Old Basket (SEC):																		
1					-					-	-	-	-	-			-	
2					-					-	-	-	-	-			-	
	Sub-total				-					-	-	-	-	-			-	
B. New Basket (IC):																		
Breakdown Attached (Please refer to Exhibit 6 File - Soft Copy)																		
1	Fully Paid - Not Yet Availing Plans				26,630,000.00			866,820.00		935,340.00	159,442.58	68,308.46	-	-			-	16,773,202.19
2	Fully paid - Availing Plans				5,180,000.00			1,495,511.00		1,625,025.00	130,293.67	130,293.67	1,599,751.59	8,136,782.65			20,000.00	5,075,000.00
	Sub-total				31,810,000.00			2,362,331.00		2,560,365.00	289,736.25	198,602.13	1,599,751.59	8,136,782.65			20,000.00	21,848,202.19
	Total				31,810,000.00			2,362,331.00		2,560,365.00	289,736.25	198,602.13	1,599,751.59	8,136,782.65			20,000.00	21,848,202.19
EDUCATION PLAN:																		
NONE																		
A. Old Basket (SEC):																		
1																		
2																		
	Sub-total				-							-	-	-	-		-	
B. New Basket (IC):																		
1																		
2																		
	Sub-total				-							-	-	-	-		-	
	Total				-							-	-	-	-		-	
	Grand Total				31,810,000.00					2,560,365.00	289,736.25	198,602.13	1,599,751.59	8,136,782.65			20,000.00	21,848,202.19

ANNUAL STATEMENT for the Year Ended December 31, 2024 of CITYPLANS, INCORPORATED

EXHIBIT 7 - LIST OF AVAILING PLANS FOR THE SUCCEEDING YEAR

Planholders' Name	Contract / Policy Number	Plan Type	Term Of Contract		Benefit Payable
			Issue Date	Maturity Date	
(1)	(2)	(3)	(4)	(5)	(6)
AVAILING FOR SUCCEEDING YEAR:					
Memorial Plan:	NONE				
Sub-total					
Education Plan:	NONE				
Sub-total					
Pension Plan:					
Sub-total	Various plans				224,834.42
Total of Availing for Succeeding Year					224,834.42
MATURED BUT UNCLAIMED BENEFITS					
A) NOT YET WITHDRAWN					
Memorial Plan:	NONE				
Sub-total					
Education Plan:	NONE				
Sub-total					
Pension Plan:					
Sub-total	Various plans				624,172.75
Sub-total of Matured but Unclaimed Benefits Not Yet Withdrawn					624,172.75
B) WITHDRAWN FROM THE TRUST FUND BUT NOT YET CLAIMED					
Memorial Plan:	NONE				
Sub-total					
Education Plan:	NONE				
Sub-total					
Pension Plan:	NONE				
Sub-total					-
Sub-total of Withdrawn from the Trust Fund but Not Yet Claimed					-
Total of Matured but Unclaimed Benefits					624,172.75
GRAND TOTAL					849,007.17

ANNUAL STATEMENT for the Year Ended December 31, 2024 of CITYPLANS, INCORPORATED

Exhibit 8 - CLAIMS / BENEFITS FILED

Date of Claim (1)	Claim Number (2)	Contract Number (3)	Planholders' Name (4)	Inception Date (5)	Plan Type (6)	Maturity Value (7)	Maturity Date (8)	Contract Price (9)	Amount of Claims/ Benefits (10)	Date Paid (11)	Status of Claim (12)	
Memorial Plan:												
		N	O	N	E							
1												
2												
3												
Sub-total									-			
Education Plan:												
		N	O	N	E							
1												
2												
3												
Sub-total									-			
Pension Plan:												
1	6/28/2024	M- 54-59	20526	Gemini I. Baello	7/9/2004	05-15	100,000.00	7/9/2019	44,850.00	6,000.00	6/28/2024	Paid
2	6/28/2024	M- 19-24	20354	Gemini I. Baello	6/22/2002	05-20	100,000.00	6/22/2022	27,400.00	6,000.00	6/28/2024	Paid
3	6/28/2024	M- 97-102	14877	Melita L. Tan	1/22/1993	10-23	500,000.00	1/22/2016	106,500.00	30,000.00	6/28/2024	Paid
4	6/28/2024	M- 39-44	20199	Melita L. Tan	11/17/2005	10-15	500,000.00	11/17/2020	259,000.00	30,000.00	6/28/2024	Paid
5	6/28/2024	M- 37-42	11986	Melita L. Tan	1/22/1992	10-29	500,000.00	1/22/2021	59,000.00	30,000.00	6/28/2024	Paid
6	6/28/2024	N/A	18825	Yolanda C. Bernaldez	8/28/1995	10-10	100,000.00	8/30/2005	86,800.00	100,000.00	6/28/2024	Paid
7	6/28/2024	N/A	20565	Yolanda C. Bernaldez	8/31/2005	10-15	100,000.00	8/31/2020	51,800.00	100,000.00	6/28/2024	Paid
8	6/28/2024	N/A	17584	Allan L. Garcia	5/10/1994	10-30	100,000.00	5/10/2024	11,000.00	101,632.56	6/28/2024	Paid
9	6/28/2024	N/A	16615	Marites R. Atanacio	10/30/1993	10-20	70,000.00	10/30/2013	20,930.00	162,329.10	6/28/2024	Paid
10	9/26/2024	M- 60-62	20526	Gemini I. Baello	7/9/2004	05-15	100,000.00	7/9/2019	44,850.00	3,000.00	9/26/2024	Paid
11	9/26/2024	M- 25-27	20354	Gemini I. Baello	6/22/2002	05-20	100,000.00	6/22/2022	27,400.00	3,000.00	9/26/2024	Paid
12	9/26/2024	M- 103-105	14877	Melita L. Tan	1/22/1993	10-23	500,000.00	1/22/2016	106,500.00	15,000.00	9/26/2024	Paid
13	9/26/2024	M- 45-47	20199	Melita L. Tan	11/17/2005	10-15	500,000.00	11/17/2020	259,000.00	15,000.00	9/26/2024	Paid
14	9/26/2024	M- 43-45	11986	Melita L. Tan	1/22/1992	10-29	500,000.00	1/22/2021	59,000.00	15,000.00	9/26/2024	Paid
15	9/26/2024	N/A	17273	Jinky O. Ponciano	2/15/1994	10-30	250,000.00	2/15/2024	27,500.00	254,493.42	9/26/2024	Paid
16	9/26/2024	N/A	20589	Ferdinand Theodore P. Reyes	6/8/2009	10-15	920,000.00	6/8/2024	498,640.00	927,666.67	9/26/2024	Paid
17	9/26/2024	N/A	10769	Cheryl M. Zamora	6/25/1991	01-29	90,000.00	6/25/2020	6,732.00	139,303.87	9/26/2024	Paid
18	9/26/2024	N/A	14566	Maria Crizelda S. Lukban	8/25/1999	10-20	100,000.00	8/25/2019	29,900.00	164,292.60	9/26/2024	Paid
19	12/23/2024	M- 63-65	20526	Gemini I. Baello	7/9/2004	05-15	100,000.00	7/9/2019	44,850.00	3,000.00	12/23/2024	Paid
20	12/23/2024	M- 28-30	20354	Gemini I. Baello	6/22/2002	05-20	100,000.00	6/22/2022	27,400.00	3,000.00	12/23/2024	Paid
21	12/23/2024	M- 106-108	14877	Melita L. Tan	1/22/1993	10-23	500,000.00	1/22/2016	106,500.00	15,000.00	12/23/2024	Paid
22	12/23/2024	M- 48-50	20199	Melita L. Tan	11/17/2005	10-15	500,000.00	11/17/2020	259,000.00	15,000.00	12/23/2024	Paid
23	12/23/2024	M- 46-48	11986	Melita L. Tan	1/22/1992	10-29	500,000.00	1/22/2021	59,000.00	15,000.00	12/23/2024	Paid
24	12/23/2024	N/A	20008	Rowena C. Rosillo	11/4/1999	05-25	70,000.00	11/4/2024	10,885.00	70,790.03	12/23/2024	Paid
25	12/23/2024	N/A	13171	Meichor B. Sosing	7/14/1992	10-30	100,000.00	7/14/2022	11,000.00	130,941.15	12/23/2024	Paid
Sub-total									2,355,449.40			
Grand Total									2,355,449.40			

ANNUAL STATEMENT for the Year Ended December 31, 2024 of CITYPLANS, INCORPORATED

SCHEDULE 1 - INVESTMENTS IN TRUST FUNDS

Description	Reference	VALUE OF INVESTMENTS PLAN												INTEREST / DIVIDEND / RENTAL INCOME					
		LIFE/MEMORIAL				PENSION				EDUCATION				Collected	Accrued	Accrued	Earned		
		Old Basket (SEC)	New Basket (IC)	Total	% to Total Equity	Old Basket (SEC)	New Basket (IC)	Total	% to Total Equity	Old Basket (SEC)	New Basket (IC)	Total	% to Total Equity	GRAND TOTAL	During the Year	Previous Year	Current Year	During the Year	
(1)	(2)	(3)	(4)	(5)	(6)	(7)	(8)	(9)	(10)	(11)	(12)	(13)	(14)	(15)	(16)	(17)	(18)	(19)	
A. Investments under Section 34 of the Pre-Need Code:		N/A	N/A	N/A						N/A	N/A	N/A							
1 Government Securities	Exh 1 (AS-TF)			-	#DIV/01	-	19,401,270.10	19,401,270.10	54.01%			-	#DIV/01	19,401,270.10	1,277,951.41	178,914.93	178,914.93	1,277,951.41	
2 Cash in Savings/Time Deposits	Exh 1 (AS-TF)			-	#DIV/01	-	2,849,306.43	2,849,306.43	7.93%			-	#DIV/01	2,849,306.43	206,928.31	11,105.87	26,420.61	191,613.57	
3 Unit Investment Trust Fund (UITF)	Exh 1 (AS-TF)			-	#DIV/01	-	5,955,529.73	5,955,529.73	16.58%			-	#DIV/01	5,955,529.73	-	-	-	-	
4 Debt Securities	Exh 1 (AS-TF)			-	#DIV/01	-	-	-	0.00%			-	#DIV/01	-	-	-	-	-	
5 Mortgage Loans	Exh 1 (AS-TF)			-	#DIV/01	-	-	-	0.00%			-	#DIV/01	-	-	-	-	-	
6 Planholders' Loans	Exh 1 (AS-TF)			-	#DIV/01	-	-	-	0.00%			-	#DIV/01	-	-	-	-	-	
7 Equity Securities	Exh 1 (AS-TF)			-	#DIV/01	-	-	-	0.00%			-	#DIV/01	-	-	-	-	-	
8 Real Estate	Exh 1 (AS-TF)			-	#DIV/01	-	5,149,283.18	5,149,283.18	14.33%			-	#DIV/01	5,149,283.18	146,571.48	-	-	146,571.48	
B. Other Allowable Investments:																			
9 Other Equity Securities	Exh 1 (AS-TF)			-	#DIV/01	-	647,412.36	647,412.36	1.80%			-	#DIV/01	647,412.36	45,414.07	-	-	45,414.07	
10 Real Estate Investment Trust (REIT) & Ex	Exh 1 (AS-TF)			-	#DIV/01	-	-	-	0.00%			-	#DIV/01	-	-	-	-	-	
11 Mutual Funds and other UITF	Exh 1 (AS-TF)			-	#DIV/01	-	-	-	0.00%			-	#DIV/01	-	-	-	-	-	
12 Other Debt Securities	Exh 1 (AS-TF)			-	#DIV/01	-	-	-	0.00%			-	#DIV/01	-	-	-	-	-	
13 Other Investments:																			
i. Debt Securities	Exh 1 (AS-TF)			-	#DIV/01	-	-	-	0.00%			-	#DIV/01	-	-	-	-	-	
ii. Mortgage Loans	Exh 1 (AS-TF)			-	#DIV/01	-	-	-	0.00%			-	#DIV/01	-	-	-	-	-	
iii. Planholders' Loans	Exh 1 (AS-TF)			-	#DIV/01	-	-	-	0.00%			-	#DIV/01	-	-	-	-	-	
iv. Equity Securities	Exh 1 (AS-TF)			-	#DIV/01	-	-	-	0.00%			-	#DIV/01	-	-	-	-	-	
v. Real Estate	Exh 1 (AS-TF)			-	#DIV/01	-	-	-	0.00%			-	#DIV/01	-	-	-	-	-	
vi. Other REIT and ETF	Exh 1 (AS-TF)			-	#DIV/01	-	-	-	0.00%			-	#DIV/01	-	-	-	-	-	
vii. Other Mutual Funds and UITF	Exh 1 (AS-TF)			-	#DIV/01	-	-	-	0.00%			-	#DIV/01	-	-	-	-	-	
14 Accrued Investment Income	Exh 1 (AS-TF)			-	#DIV/01	-	205,335.54	205,335.54	0.57%			-	#DIV/01	205,335.54	-	-	-	-	
15 Other Assets	Exh 1 (AS-TF)			-	#DIV/01	-	1,715,360.56	1,715,360.56	4.78%			-	#DIV/01	1,715,360.56	-	-	-	-	
Total Assets Before Service Assets				-		-	35,923,497.90	35,923,497.90	100.00%			-		35,923,497.90	1,676,865.27	190,020.80	205,335.54	1,661,550.53	
16 Service Assets	Exh 1 (AS-TF)			-	#DIV/01	-	-	-	0.00%			-	#DIV/01	-	-	-	-	-	
TOTAL ASSETS				-		-	35,923,497.90	35,923,497.90	100%			-		35,923,497.90	1,676,865.27	190,020.80	205,335.54	1,661,550.53	
Accrued Trust Fees	Exh 1 (AS-TF)			-			42,331.96	42,331.96	0.12%			-		42,331.96					
Accrued Taxes	Exh 1 (AS-TF)			-			123,767.15	123,767.15	0.34%			-		123,767.15					
Other Liabilities	Exh 1 (AS-TF)			-			573,361.11	573,361.11	1.60%			-		573,361.11					
TOTAL LIABILITIES				-			739,460.22	739,460.22	2.06%			-		739,460.22					
TOTAL EQUITY				-			35,184,037.68	35,184,037.68	97.94%			-		35,184,037.68					
Add/Less:							31,965.45	31,965.45						31,965.45					
Adjustment due to changes in classification from Financial Assets at FVOCI to Amortized Cost																			
Balance per Audited Financial Statements				-			35,216,003.13	35,216,003.13				-		35,216,003.13					

ANNUAL STATEMENT for the Year Ended December 31, 2024 of CITYPLANS, INCORPORATED

SCHEDULE 2 - INSURANCE PREMIUM FUND (IPF)

Description*	Under IMA Account (Yes/No)	VALUE OF INVESTMENTS				INTEREST / DIVIDEND / RENTAL INCOME			
		PLAN				Collected During the Year	Accrued Previous Year	Accrued Current Year	Earned During the Year
		MEMORIAL	PENSION	EDUCATION	TOTAL				
(1)	(2)	(3)	(4)	(5)	(6)	(7)	(8)	(9)	(10)
Assets:		NONE		NONE					
Government Securities									
1									
2									
Cash in Savings/Time Deposits									
Insurance Premium Fund	No	-	100,000.00	-	100,000.00	2,849.33	1,173.33	2,159.44	3,835.44
Mutual Funds/UITF									
1									
2									
Short Term Investments									
1									
2									
Corporate Bonds									
1									
2									
Mortgage Loans									
1									
2									
Planholders' Loans									
1									
2									
Stocks									
Real Estate									
Other Investments									
Accrued Investment Income									
Total Investments		-	100,000.00	-	100,000.00	2,849.33	1,173.33	2,159.44	3,835.44
Liabilities:									
Accrued Trust Fees									
Accrued Taxes									
Other Liabilities									
Total Liabilities		-	-	-	-	-	-	-	-
TOTAL INVESTMENTS - NET		-	100,000.00	-	100,000.00	2,849.33	1,173.33	2,159.44	3,835.44

ANNUAL STATEMENT for the Year Ended December 31, 2024 of CITYPLANS, INCORPORATED

SCHEDULE 3-1 Corporate Assets - GOVERNMENT SECURITIES

SECURITY		Under IMA Account (Yes/No)	Serial No.	DATE			INITIAL ACQUISITION/BOOKING VALUE			PRICE		Book Value	Market Value	Unrealized Gain (Loss) (14 = 13-12)	INTEREST				
Description	Acquired			Issued	Maturity	Face Value	Underwriting Discount/Premium	Acquisition Cost	At Acquisition Date	At Closing/Balance Sheet Date	Annual Coupon Rate				How Paid*	Collected During the Year	Accrued Previous Year	Accrued Current Year	Earned During the Year
(1)	(2)	(3)	(4)	(5)	(6)	(7)	(8)	(9)	(10)	(11)	(12)	(13)	(14 = 13-12)	(15)	(16)	(17)	(18)	(19)	(20 = 17-18+19)
DOMESTIC ISSUES:																			
FXTN:																			
1		N	O	N	E														
2														-					-
3														-					-
4														-					-
5														-					-
TREASURY BILLS																			
1	Amalgamated Investment Bancorporation (prior year)	No	various	2023/ 2024	2023/ 2024	12/31/2024								-		2,499,300.18	725,765.84	-	1,773,534.34
2														-					-
3														-					-
	Sub-total						-	-	-		-	-	-			2,499,300.18	725,765.84	-	1,773,534.34
FOREIGN ISSUES:																			
1														-					-
2														-					-
3		N	O	N	E									-					-
4														-					-
5														-					-
	Sub-total						-	-	-		-	-	-			-	-	-	-
TOTALS							-	-	-		-	-	-			2,499,300.18	725,765.84	-	1,773,534.34

ANNUAL STATEMENT for the Year Ended December 31, 2024 of CITYPLANS, INCORPORATED

SCHEDULE 3-2 Corporate Assets - CASH ON HAND AND IN BANKS

Description	Account/ Certificate Number	Name of Custodian	Under IMA Account (Yes/No)	Authorized by BSP (Yes/No)	Encumbrance (If any)	Amount as of 31 December 2024	DATE		Principal	Annual Rate/ Interest	Term/ Period	Maturity Value	INTEREST				
							Acquisition/ Placement	Maturity					Collected During the Year	Accrued Previous Year	Accrued Current Year	Earned During the Year	
																	(14)
(1)	(2)	(3)	(4)	(5)	(6)	(7)	(8)	(9)	(10)	(11)	(12)	(13)	(14)	(15)	(16)	(17)	
Cash in Company's Office:																	
Petty Cash Fund																	
1	Petty cash fund 2	N/A		No	N/A	-			-			-	-	-	-	-	
Total Petty Cash Fund						-			-			-	-	-	-	-	
Revolving Fund																	
1	Revolving Fund 1	N/A		No	N/A	500.00			-			-	-	-	-	-	
Total Revolving Fund						500.00			-			-	-	-	-	-	
Commission Fund																	
1	Commission Fund 1	N/A		No	N/A	-			-			-	-	-	-	-	
Total Commission Fund						-			-			-	-	-	-	-	
TOTAL CASH ON HAND						500.00			-			-	-	-	-	-	
Cash in Bank:																	
Current Account - Peso																	
2	Metrobank	CASA#0967096540260		No	Yc	N/A	1,566,270.27		-			-	280.84	-	-	280.84	
2	Security Bank	CASA#000010984326		No	Yc	N/A	207,868.41		-			-	383.63	-	-	383.63	
3	Metrobank	CASA#7002123254		No	Yc	N/A	292,465.78		-			-	102.48	-	-	102.48	
4	Metropolitan Bank & Trust	CASA#7096540252		No	Yc	N/A	945,738.22		-			-	16.04	-	-	16.04	
5	China Banking Corporation	CASA#2120244949		No	Yc	N/A	19,837.42		-			-	-	-	-	-	
6	Philippine Savings Bank	CASA#001332000336		No	Yc	N/A	35,162.35		-			-	54.00	-	-	54.00	
7	Bank of the Philippine Islands	CASA#1731009585		No	Yc	N/A	1,278,731.81		-			-	836.84	-	-	836.84	
8	Security Bank	CASA#0000005537048		No	Yc	N/A	158,340.57		-			-	-	-	-	-	
9	Banco De Oro	CASA#007108012559		No	Yc	N/A	4,974,206.35		-			-	3,846.06	-	-	3,846.06	
10	Malayan Bank	CASA#015000000323		No	Yc	N/A	29,110.88		-			-	38.93	-	-	38.93	
11	Union Bank	CASA#002340013441		No	Yc	N/A	112,074.10		-			-	-	-	-	-	
12	Metrobank	CASA#0967096540260 (unreleased check)		No	Yc	N/A	1,086,490.41		-			-	1,350.55	-	-	1,350.55	
Total Current - Peso						10,684,296.57			-			-	6,909.35	-	-	6,909.35	
Savings Accounts - Peso																	
1	Security Bank 2	CASA#0000031956786		No	Yc	N/A	59,974.48		-			-	214.98	-	-	214.98	
Total Savings - Peso						59,974.48			-			-	214.98	-	-	214.98	
TOTAL CASH IN BANK						10,744,271.05			-			-	7,124.33	-	-	7,124.33	
Time Deposit Accounts:																	
A. Peso Currency																	
1	China Bank Savings	024501	Ms. Sherie Augilar	No	Yc	N/A	5,000,000.00	11/6/2024	2/4/2025	5,000,000.00	4.80%	90	5,060,000.00	-	-	36,666.67	36,666.67
2	China Bank Savings	024759	Ms. Sherie Augilar	No	Yc	N/A	37,500,000.00	11/19/2024	1/22/2025	37,500,000.00	4.80%	64	37,820,000.00	-	-	210,000.00	210,000.00
3	Philippine Trust Company	22960021810	Ms. Sherie Augilar	No	Yc	N/A	24,000,000.00	11/26/2024	1/14/2025	24,000,000.00	4.80%	49	24,156,800.00	-	-	112,000.00	112,000.00
Matured Placement																	
4	UCPB Savings Bank	184388	Ms. Sherie Augilar	No	Yc	N/A	-	11/17/2023	2/12/2024	5,000,000.00	5.28%	87	5,000,000.00	63,800.00	32,266.67	-	31,533.33
5	UCPB Savings Bank	184435	Ms. Sherie Augilar	No	Yc	N/A	-	12/21/2023	2/22/2024	10,000,000.00	5.28%	63	10,000,000.00	92,400.00	14,666.67	-	77,733.33
6	Citysavings Bank	200038526037	Ms. Sherie Augilar	No	Yc	N/A	-	8/25/2023	1/9/2024	5,300,000.00	5.28%	137	5,300,000.00	106,494.67	99,498.67	-	6,996.00
7	Citysavings Bank	200044197196	Ms. Sherie Augilar	No	Yc	N/A	-	8/29/2023	1/17/2024	12,500,000.00	5.28%	141	12,758,500.00	258,500.00	227,333.33	-	31,166.67
8	Citysavings Bank	200033109287	Ms. Sherie Augilar	No	Yc	N/A	-	9/7/2023	1/23/2024	5,500,000.00	5.28%	138	5,611,320.00	111,320.00	92,786.67	-	18,533.33
9	Citysavings Bank	200030621588	Ms. Sherie Augilar	No	Yc	N/A	-	10/6/2023	2/12/2024	2,500,000.00	5.60%	129	2,550,166.66	50,166.67	33,444.44	-	16,722.22
10	Citysavings Bank	200048372049	Ms. Sherie Augilar	No	Yc	N/A	-	9/13/2023	2/16/2024	4,500,000.00	5.28%	156	4,602,960.00	102,960.00	71,940.00	-	31,020.00
11	Citysavings Bank	200037045151	Ms. Sherie Augilar	No	Yc	N/A	-	9/15/2023	2/22/2024	4,100,000.00	5.44%	160	4,199,128.89	99,128.89	66,292.44	-	32,836.44
12	Citysavings Bank	200030949551	Ms. Sherie Augilar	No	Yc	N/A	-	8/29/2023	2/27/2024	6,000,000.00	5.28%	162	6,160,160.00	109,120.00	109,120.00	-	51,040.00
13	Citysavings Bank	200038546553	Ms. Sherie Augilar	No	Yc	N/A	-	9/21/2023	2/27/2024	4,100,000.00	5.44%	159	4,198,509.34	98,509.34	62,575.11	-	35,934.22
14	Citysavings Bank	200037406235	Ms. Sherie Augilar	No	Yc	N/A	-	10/10/2023	3/20/2024	1,500,000.00	5.60%	162	1,537,800.00	37,800.00	19,133.33	-	18,666.67
15	Citysavings Bank	200033960599	Ms. Sherie Augilar	No	Yc	N/A	-	10/12/2023	3/20/2024	7,000,000.00	5.60%	160	7,174,222.22	174,222.22	87,111.11	-	87,111.11
16	Citysavings Bank	200033191919	Ms. Sherie Augilar	No	Yc	N/A	-	10/13/2023	3/27/2024	9,500,000.00	5.60%	166	9,745,311.11	245,311.11	116,744.44	-	128,566.67
17	Citysavings Bank	200046836773	Ms. Sherie Augilar	No	Yc	N/A	-	10/12/2023	4/3/2024	1,500,000.00	5.60%	174	1,540,600.00	40,600.00	18,666.65	-	21,933.35
18	Citysavings Bank	200039929154	Ms. Sherie Augilar	No	Yc	N/A	-	10/17/2023	4/3/2024	7,400,000.00	5.60%	169	7,594,537.78	194,537.78	86,333.33	-	108,204.44
19	Citysavings Bank	200034539862	Ms. Sherie Augilar	No	Yc	N/A	-	11/13/2023	4/11/2024	8,000,000.00	5.40%	150	8,180,000.00	180,000.00	57,600.00	-	122,400.00
20	Citysavings Bank	200034452724	Ms. Sherie Augilar	No	Yc	N/A	-	12/5/2023	4/15/2024	4,000,000.00	5.40%	132	4,079,200.00	79,200.00	15,600.00	-	63,600.00
21	Citysavings Bank	200030361708	Ms. Sherie Augilar	No	Yc	N/A	-	12/27/2023	4/18/2024	3,800,000.00	5.40%	113	3,864,410.00	64,410.00	2,280.00	-	62,130.00
22	UCPB Savings Bank	184314	Ms. Sherie Augilar	No	Yc	N/A	-	10/27/2023	1/30/2024	7,200,000.00	5.28%	95	7,200,000.00	100,320.00	68,640.00	-	31,680.00
23	UCPB Savings Bank	184317	Ms. Sherie Augilar	No	Yc	N/A	-	10/31/2023	2/7/2024	13,500,000.00	5.28%	99	13,500,000.00	196,020.00	120,780.00	-	75,240.00
24	UCPB Savings Bank	184403	Ms. Sherie Augilar	No	Yc	N/A	-	11/28/2023	2/27/2024	6,600,000.00	4.22%	91	6,600,000.00	70,470.40	31,944.00	-	38,526.40
25	UCPB Savings Bank	184174	Ms. Sherie Augilar	No	Yc	N/A	-	9/4/2023	3/13/2024	5,700,000.00	5.28%	191	5,700,000.00	159,676.00	98,648.00	-	61,028.00
26	UCPB Savings Bank	184339	Ms. Sherie Augilar	No	Yc	N/A	-	11/7/2023	4/11/2024	500,000.00	5.28%	156	500,000.00	11,440.00	3,960.00	-	7,480.00
27	Others (matured during the year with gross up balance.)	-	Ms. Sherie Augilar	No	Yc	N/A	-	-	-	-	-	-	9,019,239.64	-	-	-	9,019,239.64
Total Peso						66,500,000.00			66,500,000.00			67,036,800.00	11,716,686.71	1,537,344.88	358,666.67	10,538,008.50	
Foreign Currency																	
1	N/A					-			-			-	-	-	-	-	
Total - Foreign						-			-			-	-	-	-	-	
TOTAL TIME DEPOSITS						66,500,000.00			66,500,000.00			67,036,800.00	11,716,686.71	1,537,344.88	358,666.67	10,538,008.50	
TOTAL CASH ON HAND AND IN BANK						77,244,771.05			66,500,000.00			67,036,800.00	11,723,811.04	1,537,344.88	358,666.67	10,545,132.83	

ANNUAL STATEMENT for the Year Ended December 31, 2024 of CITYPLANS, INCORPORATED

SCHEDULE 3-3 - Corporate Assets - MUTUAL FUNDS/ UITF

Description	Account / Certificate Number	Under IMA Account (Yes/No)	BSP/SEC-Authorized (Yes/No)	Acquisition Date	Number of Units/Shares Held	Net Asset Value per Unit/Share		Acquisition Cost	Market Value	Unrealized Gain (Loss)
						At Acquisition Date	At Closing/Balance Sheet Date			
(1)	(2)	(3)	(4)	(5)	(6)	(7)	(8)	(9)	(10)	(11)
A. Mutual Funds										
1				N	O	N	E			-
2										-
Sub-total								-	-	-
B. Unit Investment Trust Funds										
1				N	O	N	E			-
2										-
Sub-total								-	-	-
C. Other Funds										
1				N	O	N	E			-
2										-
Sub-total								-	-	-
GRAND TOTALS								-	-	-

ANNUAL STATEMENT for the Year Ended December 31, 2024 of CITYPLANS, INCORPORATED

SCHEDULE 3-4 - Corporate Assets - SHORT TERM INVESTMENTS

Investment Type/Description	Account/ Certificate Number	Under IMA Account (Yes/No)	DATE		Annual Rate/Interest	Term/Period	BALANCE		INTEREST			
			Acquisition/ Placement	Maturity			At Acquisition/ Placement Date	At Closing/ Balance Sheet Date	Collected	Accrued	Accrued	Earned
									During the Year	Previous Year	Current Year	During the Year
(1)	(2)	(3)	(4)	(5)	(6)	(7)	(8)	(9)	(10)	(11)	(12)	(13)
1 China Bank Savings	23320	No	9/2/2024	1/7/2025	6.13%	127	3,600,000.00	3,600,000.00	-	-	58,800.00	58,800.00
2 China Bank Savings	23830	No	10/1/2024	1/14/2025	6.00%	105	8,000,000.00	8,000,000.00	-	-	97,066.67	97,066.67
3 China Bank Savings	22830	No	8/6/2024	1/28/2025	6.50%	175	13,500,000.00	13,500,000.00	-	-	286,650.00	286,650.00
4 China Bank Savings	24347	No	10/29/2024	2/11/2025	6.00%	105	12,500,000.00	12,500,000.00	-	-	105,000.00	105,000.00
5 China Bank Savings	24103	No	10/15/2024	2/4/2025	6.00%	112	14,500,000.00	14,500,000.00	-	-	148,866.67	148,866.67
6 China Bank Savings	02460	No	11/12/2024	2/26/2025	6.00%	106	9,500,000.00	9,500,000.00	-	-	62,066.67	62,066.67
7 China Bank Savings	24760	No	11/19/2024	2/19/2025	6.00%	92	37,500,000.00	37,500,000.00	-	-	210,000.00	210,000.00
8 China Bank Savings	25111	No	12/10/2024	3/11/2025	6.13%	91	7,000,000.00	7,000,000.00	-	-	20,008.33	20,008.33
9 China Bank Savings	24999	No	12/3/2024	3/4/2025	6.00%	91	11,000,000.00	11,000,000.00	-	-	41,066.67	41,066.67
10 China Bank Savings	25284	No	12/17/2024	4/15/2025	6.25%	119	22,500,000.00	22,500,000.00	-	-	43,750.00	43,750.00
11 CitySavings Bank	200045813737	No	9/10/2024	9/10/2025	6.75%	365	10,500,000.00	10,500,000.00	-	-	173,983.56	173,983.56
TOTAL							150,100,000.00	150,100,000.00	-	-	1,247,258.57	1,247,258.57

ANNUAL STATEMENT for the Year Ended December 31, 2024 of CITYPLANS, INCORPORATED

SCHEDULE 3-5 Corporate Assets - CORPORATE BONDS

SECURITY		Under IMA Account (Yes/No)	DATE			INITIAL ACQUISITION/BOOKING VALUE			PRICE		CURRENT/CLOSING VALUE		Unrealized Gain (Loss)	INTEREST					
Description	Serial No.		Acquired	Issued	Maturity	Face Value	Underwriting Discount/Premium	Acquisition Cost	At Acquisition Date	At Closing/Balance Sheet Date	Book Value	Market Value		Annual Coupon Rate	How Paid*	Collected During the Year	Accrued Previous Year	Accrued Current Year	Earned During the Year
(1)	(2)	(3)	(4)	(5)	(6)	(7)	(8)	(9)	(10)	(11)	(12)	(13)	(14= 13-12)	(15)	(16)	(17)	(18)	(19)	(20 = 17-18+19)
1													-						-
2						N	O	N	E				-						-
3													-						-
4													-						-
5													-						-
TOTALS						-	-	-			-	-	-			-	-	-	-

ANNUAL STATEMENT for the Year Ended December 31, 2024 of CITYPLANS, INCORPORATED

SCHEDULE 3-6 Corporate Assets - MORTGAGE LOANS

Name and Address of Mortgagor (1)	Description of Property (TCT/CCT No.; Location; Area) (2)	Record of Mortgage: (Registry No.; Entry No.; City/Prov.; Amt of Notation) (3)	Market Value of Land Mortgaged (4)	Sound Value of Building (5)	Term of Loan		Amount of Original Loan (8)	P R I N C I P A L				I N T E R E S T					
					Date Given (6)	Date Due (7)		Amount Unpaid Dec.31 Prev Yr (9)	Loaned During the Year (10)	Paid During the Year (11)	Amount Unpaid Dec.31 Current Yr (12)	Annual Rate (13)	Collected During the Year (14)	Accrued Previous Year (15)	Accrued Current Year (16)	Earned During the Year (17)	
1																	-
2																	-
3																	-
4			N	O	N	E											-
5																	-
6																	-
7																	-
8																	-
9																	-
10																	-
TOTALS			-	-			-	-	-	-	-		-	-	-		-

ANNUAL STATEMENT for the Year Ended December 31, 2024 of CITYPLANS, INCORPORATED

SCHEDULE 3-7 Corporate Assets - Planholders' loans

Policyholder / Borrower (1)	Term of Loan		Contract Number (4)	Amount of Insurance (5)	Amount of Original Loan (6)	P R I N C I P A L				I N T E R E S T					
	Date of Loan (2)	Date of Maturity (3)				Amount Unpaid Dec.31 Prev Yr (7)	Loaned During the Year (8)	Paid During the Year (9)	Amount Unpaid Dec.31 Current Yr (10)	Annual Rate (11)	Collected During the Year (12)	Accrued Previous Year (13)	Accrued Current Year (14)	Earned During the Year (15)	
1															-
2															-
3															-
4															-
5				N	O	N	E								-
6															-
7															-
8															-
9															-
10															-
TOTAL						-	-	-	-	-		-	-	-	-

ANNUAL STATEMENT for the Year Ended December 31, 2024 of CITYPLANS, INCORPORATED

SCHEDULE 3-8 Corporate Assets - STOCKS

Description	Under IMA Account (Yes/No)	Certificate Number	Date Acquired	How Acquired *	Number of Shares	Costs/Price		Acquisition Cost (including transaction fees)	Book Value at Balance Sheet Date	Market Value	Unrealized Gain (Loss)	DIVIDEND							
						At Acquisition Date	At Closing/Balance Sheet Date					Rate for the last 3 years preceeding Current Year			Collected During the Year	Accrued Previous Year	Accrued Current Year	Earned During the Year	
												2021	2022	2023					
(1)	(2)	(3)	(4)	(5)	(6)	(7)	(8)	(9)	(10)	(11)	(12 = 11-10)	(13)	(14)	(15)	(16)	(17)	(18)	(19)	
Common Shares:																			
Listed																			
City & Land Developers, Inc (LAND) Shares	No	737	12/28/94	Purchased	3,500	10,500.00	7,140.00	10,500.00	10,500.00	7,140.00	(3,360.00)	0.01392	0.0317	0.0913	0.0338	118.30	-	-	118.30
	No	738	12/28/94	-do-	7,000						-	0.01392	0.0317	0.0913		236.60	-	-	236.60
	No	767	09/24/96	-do-	30,000	90,900.00	23,256.00	90,900.00	90,900.00	23,256.00	(67,644.00)	0.01392	0.0317	0.0913		1,014.00	-	-	1,014.00
	No	768	10/16/96	-do-	4,200	12,600.00		12,600.00	12,600.00	-	(12,600.00)	0.01392	0.0317	0.0913		141.96	-	-	141.96
	No	770	03/21/97	-do-	10,000	30,000.00	6,800.00	30,000.00	30,000.00	6,800.00	(23,200.00)	0.01392	0.0317	0.0913		338.00	-	-	338.00
	No	771	04/04/97	-do-	4,500	13,500.00	3,060.00	13,500.00	13,500.00	3,060.00	(10,440.00)	0.01392	0.0317	0.0913		152.10	-	-	152.10
	No	780	01/28/98	-do-	10,000	22,000.00	6,800.00	22,000.00	22,000.00	6,800.00	(15,200.00)	0.01392	0.0317	0.0913		338.00	-	-	338.00
	No	1254	03/29/99	-do-	44,400	44,400.00	30,192.00	44,400.00	44,400.00	30,192.00	(14,208.00)	0.01392	0.0317	0.0913		1,500.72	-	-	1,500.72
	No	1255	03/29/99	-do-	22,500	22,500.00	15,300.00	22,500.00	22,500.00	15,300.00	(7,200.00)	0.01392	0.0317	0.0913		760.50	-	-	760.50
	No	1497	03/29/99	-do-	9,000	12,600.00	6,120.00	12,600.00	12,600.00	6,120.00	(6,480.00)	0.01392	0.0317	0.0913		304.20	-	-	304.20
	No	1513	03/29/99	-do-	3,675	5,145.00	2,499.00	5,145.00	5,145.00	2,499.00	(2,646.00)	0.01392	0.0317	0.0913		124.22	-	-	124.22
	No	1514	03/29/99	-do-	5,250	7,350.00	3,570.00	7,350.00	7,350.00	3,570.00	(3,780.00)	0.01392	0.0317	0.0913		177.45	-	-	177.45
	No	1515	03/29/99	-do-	9,750	13,650.00	6,630.00	13,650.00	13,650.00	6,630.00	(7,020.00)	0.01392	0.0317	0.0913		329.55	-	-	329.55
	No	1516	03/29/99	-do-	3,675	5,145.00	2,499.00	5,145.00	5,145.00	2,499.00	(2,646.00)	0.01392	0.0317	0.0913		124.22	-	-	124.22
	No	1517	03/29/99	-do-	7,500	10,500.00	5,100.00	10,500.00	10,500.00	5,100.00	(5,400.00)	0.01392	0.0317	0.0913		253.50	-	-	253.50
	No	1518	03/29/99	-do-	7,500	10,500.00	5,100.00	10,500.00	10,500.00	5,100.00	(5,400.00)	0.01392	0.0317	0.0913		253.50	-	-	253.50
	No	1519	03/29/99	-do-	10,500	14,700.00	7,140.00	14,700.00	14,700.00	7,140.00	(7,560.00)	0.01392	0.0317	0.0913		354.90	-	-	354.90
	No	1520	03/29/99	-do-	1,125	1,575.00	765.00	1,575.00	1,575.00	765.00	(810.00)	0.01392	0.0317	0.0913		38.03	-	-	38.03
	No	1521	03/29/99	-do-	15,000	21,000.00	10,200.00	21,000.00	21,000.00	10,200.00	(10,800.00)	0.01392	0.0317	0.0913		507.00	-	-	507.00
	No	1522	03/29/99	-do-	1,125	1,575.00	765.00	1,575.00	1,575.00	765.00	(810.00)	0.01392	0.0317	0.0913		38.03	-	-	38.03
	No	1523	03/29/99	-do-	1,575	2,205.00	1,071.00	2,205.00	2,205.00	1,071.00	(1,134.00)	0.01392	0.0317	0.0913		53.24	-	-	53.24
	No	1524	03/29/99	-do-	1,575	2,205.00	1,071.00	2,205.00	2,205.00	1,071.00	(1,134.00)	0.01392	0.0317	0.0913		53.24	-	-	53.24
	No	1525	03/29/99	-do-	3,750	5,250.00	2,550.00	5,250.00	5,250.00	2,550.00	(2,700.00)	0.01392	0.0317	0.0913		126.75	-	-	126.75
	No	1527	03/29/99	-do-	2,625	3,675.00	1,785.00	3,675.00	3,675.00	1,785.00	(1,890.00)	0.01392	0.0317	0.0913		88.73	-	-	88.73
	No	1528	03/29/99	-do-	4,500	6,300.00	3,060.00	6,300.00	6,300.00	3,060.00	(3,240.00)	0.01392	0.0317	0.0913		152.10	-	-	152.10
	No	1529	03/29/99	-do-	7,500	10,500.00	5,100.00	10,500.00	10,500.00	5,100.00	(5,400.00)	0.01392	0.0317	0.0913		253.50	-	-	253.50
	No	1530	03/29/99	-do-	9,750	13,650.00	6,630.00	13,650.00	13,650.00	6,630.00	(7,020.00)	0.01392	0.0317	0.0913		329.55	-	-	329.55
	No	1531	03/29/99	-do-	3,750	5,250.00	2,550.00	5,250.00	5,250.00	2,550.00	(2,700.00)	0.01392	0.0317	0.0913		126.75	-	-	126.75
	No	1532	03/29/99	-do-	750	1,050.00	510.00	1,050.00	1,050.00	510.00	(540.00)	0.01392	0.0317	0.0913		25.35	-	-	25.35
	No	1533	03/29/99	-do-	750	1,050.00	510.00	1,050.00	1,050.00	510.00	(540.00)	0.01392	0.0317	0.0913		25.35	-	-	25.35
	No	1534	03/29/99	-do-	3,750	5,250.00	2,550.00	5,250.00	5,250.00	2,550.00	(2,700.00)	0.01392	0.0317	0.0913		126.75	-	-	126.75
	No	1535	03/29/99	-do-	2,625	3,675.00	1,785.00	3,675.00	3,675.00	1,785.00	(1,890.00)	0.01392	0.0317	0.0913		88.73	-	-	88.73
	No	1773	04/15/99	-do-	600							0.01392	0.0317	0.0913		20.28	-	-	
	No	1774	04/15/99	-do-	1,200							0.01392	0.0317	0.0913		40.56	-	-	
	No	1775	04/15/99	-do-	4,200	15,400.00	7,480.00	15,400.00	15,400.00	7,480.00	(7,920.00)	0.01392	0.0317	0.0913		141.96	-	-	
	No	1776	04/15/99	-do-	3,500							0.01392	0.0317	0.0913		118.30	-	-	
	No	1777	04/15/99	-do-	1,500							0.01392	0.0317	0.0913		50.70	-	-	
	No	2354	11/08/99	-do-	14,000	46,900.00	9,520.00	46,900.00	46,900.00	9,520.00	(37,380.00)	0.01392	0.0317	0.0913		473.20	-	-	473.20
	No	4015	07/05/00	-do-	2,000	6,800.00	1,360.00	6,800.00	6,800.00	1,360.00	(5,440.00)	0.01392	0.0317	0.0913		67.60	-	-	67.60
	No	4027	08/02/00	-do-	20,125	65,406.25	13,685.00	65,406.25	65,406.25	13,685.00	(51,721.25)	0.01392	0.0317	0.0913		680.23	-	-	680.23
	No	2691	04/07/00	Stock Dividend	227,340		154,591.20			154,591.20	154,591.20	0.01392	0.0317	0.0913		7,684.09	-	-	7,684.09
	No	4193	7/11/2003	-do-	220,633		150,030.44			150,030.44	150,030.44	0.01392	0.0317	0.0913		7,457.40	-	-	7,457.40
	No	5080	8/9/2005	-do-	397,139		270,054.52			270,054.52	270,054.52	0.01392	0.0317	0.0913		13,423.30	-	-	13,423.30
	No	5830	8/8/2006	-do-	476,567		324,065.56			324,065.56	324,065.56	0.01392	0.0317	0.0913		16,107.96	-	-	16,107.96
	No	6582	8/7/2007	-do-	324,380		220,578.40			220,578.40	220,578.40	0.01392	0.0317	0.0913		10,964.04	-	-	10,964.04
	No	7343	7/22/2009	-do-	389,257		264,694.76			264,694.76	264,694.76	0.01392	0.0317	0.0913		13,156.89	-	-	13,156.89

ANNUAL STATEMENT for the Year Ended December 31, 2024 of CITYPLANS, INCORPORATED

SCHEDULE 3-8 Corporate Assets - STOCKS

Description	Under IMA Account (Yes/No)	Certificate Number	Date Acquired	How Acquired *	Number of Shares	Costs/Price		Acquisition Cost (including transaction fees)	Book Value at Balance Sheet Date	Market Value	Unrealized Gain (Loss)	DIVIDEND						
						At Acquisition Date	At Closing/Balance Sheet Date					Rate for the last 3 years preceeding Current Year			Collected During the Year	Accrued Previous Year	Accrued Current Year	Earned During the Year
												2021	2022	2023				
(1)	(2)	(3)	(4)	(5)	(6)	(7)	(8)	(9)	(10)	(11)	(12 = 11-10)	(13)	(14)	(15)	(16)	(17)	(18)	(19)
	No	8931		-do-	467,108		317,633.44			317,633.44	317,633.44	0.01392	0.0317	0.0913	15,788.25	-	-	15,788.25
	No	8520		-do-	467,108		317,633.44			317,633.44	317,633.44	0.01392	0.0317	0.0913	15,788.25	-	-	15,788.25
	No	8930		-do-	93,421		63,526.28			63,526.28	63,526.28	0.01392	0.0317	0.0913	3,157.63	-	-	3,157.63
	No	9925	10/4/2012	-do-	560,529		381,159.72			381,159.72	381,159.72	0.01392	0.0317	0.0913	18,945.88	-	-	18,945.88
	No	9924	10/4/2012	-do-	112,105		76,231.40			76,231.40	76,231.40	0.01392	0.0317	0.0913	3,789.15	-	-	3,789.15
	No	10780	8/6/2013	-do-	134,526		91,477.68			91,477.68	91,477.68	0.01392	0.0317	0.0913	4,546.98	-	-	4,546.98
	No	10781	8/6/2013	-do-	672,635		457,391.80			457,391.80	457,391.80	0.01392	0.0317	0.0913	22,735.06	-	-	22,735.06
	No	11594	8/5/2014	-do-	80,716		54,886.88			54,886.88	54,886.88	0.01392	0.0317	0.0913	2,728.20	-	-	2,728.20
	No	11595	8/5/2014	-do-	403,581		274,435.08			274,435.08	274,435.08	0.01392	0.0317	0.0913	13,641.04	-	-	13,641.04
	No	12393	8/4/2015	-do-	532,727		362,254.36			362,254.36	362,254.36	0.01392	0.0317	0.0913	18,006.17	-	-	18,006.17
	No	13175	11/23/2016	-do-	292,999		199,239.32			199,239.32	199,239.32	0.01392	0.0317	0.0913	9,903.37	-	-	9,903.37
	No	13957	8/8/2017	-do-	307,649		209,201.32			209,201.32	209,201.32	0.01392	0.0317	0.0913	10,398.54	-	-	10,398.54
	No	14715	12/15/2017	Purchased/ Stock Dividend	4,829,846	1,697,500.00	3,284,295.28	1,697,500.00	1,697,500.00	3,284,295.28	1,586,795.28	0.01392	0.0317	0.0913	163,248.79	-	-	163,248.79
	No	14726	8/8/2018	Stock Dividend	564,524		383,876.32			383,876.32	383,876.32	0.01392	0.0317	0.0913	19,080.91	-	-	19,080.91
	No	15494	8/6/2019	Stock Dividend	592,750		403,070.00			403,070.00	403,070.00	0.01392	0.0317	0.0913	20,034.95	-	-	20,034.95
	No	16278	9/23/2022	Stock Dividend	622,388		423,223.84			423,223.84	423,223.84	0.01392	0.0317	0.0913	21,036.71	-	-	21,036.71
	No	17030	8/8/2023	Stock Dividend	653,507		444,384.76			444,384.76	444,384.76	0.01392	0.0317	0.0913	22,088.53	-	-	22,088.53
TOTAL CLDI					13,723,660	2,242,206.25	9,332,088.80	2,242,206.25	2,242,206.25	9,332,088.80	7,089,882.55	0.01392	0.03170	0.0913	463,859.70	-	-	463,859.70
															0.0477			
Cityland Development Corporation (CDC) Shares	No	06075	07/29/97	Purchased	5,000	60,000.00	3,400.00	60,000.00	60,000.00	3,400.00	(56,600.00)	0.0212	0.0222	0.0295	238.50	-	-	238.50
	No	06081	07/31/97	-do-	9,000	180,000.00	6,120.00	180,000.00	180,000.00	6,120.00	(173,880.00)	0.0212	0.0222	0.0295	429.30	-	-	429.30
	No	06084	08/01/97	-do-	6,000		4,080.00			4,080.00	4,080.00	0.0212	0.0222	0.0295	286.20	-	-	286.20
	No	06093	08/08/97	-do-	4,100	4,400.00	2,788.00	4,400.00	4,400.00	2,788.00	(1,612.00)	0.0212	0.0222	0.0295	195.57	-	-	195.57
	No	06087	08/04/97	-do-	11,100	170,200.00	7,548.00	170,200.00	170,200.00	7,548.00	(162,652.00)	0.0212	0.0222	0.0295	529.47	-	-	529.47
	No	06094	08/08/97	-do-	4,800	55,200.00	3,264.00	55,200.00	55,200.00	3,264.00	(51,936.00)	0.0212	0.0222	0.0295	228.96	-	-	228.96
	No	06102	08/12/97	-do-	300	3,300.00	204.00	3,300.00	3,300.00	204.00	(3,096.00)	0.0212	0.0222	0.0295	14.31	-	-	14.31
	No	06157	09/22/97	-do-	19,700	216,700.00	13,396.00	216,700.00	216,700.00	13,396.00	(203,304.00)	0.0212	0.0222	0.0295	939.69	-	-	939.69
	No	06168	09/26/97	-do-	20,000	210,000.00	13,600.00	210,000.00	210,000.00	13,600.00	(196,400.00)	0.0212	0.0222	0.0295	954.00	-	-	954.00
	No	06174	10/14/97	-do-	30,000	260,000.00	20,400.00	260,000.00	260,000.00	20,400.00	(239,600.00)	0.0212	0.0222	0.0295	1,431.00	-	-	1,431.00
	No	06183	10/23/97	-do-	10,000	80,000.00	6,800.00	80,000.00	80,000.00	6,800.00	(73,200.00)	0.0212	0.0222	0.0295	477.00	-	-	477.00
	No	06218	01/12/98	-do-	20,000	138,200.00	13,600.00	138,200.00	138,200.00	13,600.00	(124,600.00)	0.0212	0.0222	0.0295	954.00	-	-	954.00
	No	06228	01/27/98	-do-	17,000	108,800.00	11,560.00	108,800.00	108,800.00	11,560.00	(97,240.00)	0.0212	0.0222	0.0295	810.90	-	-	810.90
	No	06229	01/27/98	-do-	2,000	12,800.00	1,360.00	12,800.00	12,800.00	1,360.00	(11,440.00)	0.0212	0.0222	0.0295	95.40	-	-	95.40
	No	06247	04/17/98	-do-	1,000	9,000.00	680.00	9,000.00	9,000.00	680.00	(8,320.00)	0.0212	0.0222	0.0295	47.70	-	-	47.70
	No	06248	04/17/98	-do-	3,000	27,000.00	2,040.00	27,000.00	27,000.00	2,040.00	(24,960.00)	0.0212	0.0222	0.0295	143.10	-	-	143.10
	No	06288	08/21/98	-do-	4,000	32,000.00	2,720.00	32,000.00	32,000.00	2,720.00	(29,280.00)	0.0212	0.0222	0.0295	190.80	-	-	190.80
	No	06293	09/04/98	-do-	2,000	15,000.00	1,360.00	15,000.00	15,000.00	1,360.00	(13,640.00)	0.0212	0.0222	0.0295	95.40	-	-	95.40
	No	06298	09/25/98	-do-	2,000	7,500.00	1,360.00	7,500.00	7,500.00	1,360.00	(6,140.00)	0.0212	0.0222	0.0295	95.40	-	-	95.40
	No	06301	10/02/98	-do-	2,000	7,500.00	1,360.00	7,500.00	7,500.00	1,360.00	(6,140.00)	0.0212	0.0222	0.0295	95.40	-	-	95.40
	No	06306	10/09/98	-do-	2,000	15,000.00	1,360.00	15,000.00	15,000.00	1,360.00	(13,640.00)	0.0212	0.0222	0.0295	95.40	-	-	95.40
	No	06324	01/22/99	-do-	1,000	15,000.00	680.00	15,000.00	15,000.00	680.00	(14,320.00)	0.0212	0.0222	0.0295	47.70	-	-	47.70
	No	06329	02/12/99	-do-	1,000	9,000.00	680.00	9,000.00	9,000.00	680.00	(8,320.00)	0.0212	0.0222	0.0295	47.70	-	-	47.70
	No	06332	02/26/99	-do-	2,000	9,000.00	1,360.00	9,000.00	9,000.00	1,360.00	(7,640.00)	0.0212	0.0222	0.0295	95.40	-	-	95.40
	No	06347	04/23/99	-do-	1,000	18,000.00	680.00	18,000.00	18,000.00	680.00	(17,320.00)	0.0212	0.0222	0.0295	47.70	-	-	47.70
	No	06348	04/23/99	-do-	1,000	17,000.00	680.00	17,000.00	17,000.00	680.00	(16,320.00)	0.0212	0.0222	0.0295	47.70	-	-	47.70
	No	06353	04/30/99	-do-	2,000	17,000.00	1,360.00	17,000.00	17,000.00	1,360.00	(15,640.00)	0.0212	0.0222	0.0295	95.40	-	-	95.40
	No	06359	05/17/99	-do-	2,000	17,000.00	1,360.00	17,000.00	17,000.00	1,360.00	(15,640.00)	0.0212	0.0222	0.0295	95.40	-	-	95.40
	No	06363	05/21/99	-do-	2,000	17,000.00	1,360.00	17,000.00	17,000.00	1,360.00	(15,640.00)	0.0212	0.0222	0.0295	95.40	-	-	95.40
	No	06366	05/26/99	-do-	2,000	17,000.00	1,360.00	17,000.00	17,000.00	1,360.00	(15,640.00)	0.0212	0.0222	0.0295	95.40	-	-	95.40

ANNUAL STATEMENT for the Year Ended December 31, 2024 of CITYPLANS, INCORPORATED

SCHEDULE 3-8 Corporate Assets - STOCKS

Description	Under IMA Account (Yes/No)	Certificate Number	Date Acquired	How Acquired *	Number of Shares	Costs/Price		Acquisition Cost (including transaction fees)	Book Value at Balance Sheet Date	Market Value	Unrealized Gain (Loss)	DIVIDEND						
						At Acquisition Date	At Closing/Balance Sheet Date					Rate for the last 3 years preceeding Current Year			Collected During the Year (16)	Accrued Previous Year (17)	Accrued Current Year (18)	Earned During the Year (19)
												2021 (13)	2022 (14)	2023 (15)				
(1)	(2)	(3)	(4)	(5)	(6)	(7)	(8)	(9)	(10)	(11)	(12 = 11-10)	(13)	(14)	(15)	(16)	(17)	(18)	(19)
	No	06370	06/18/99	-do-	2,000	17,000.00	1,360.00	17,000.00	17,000.00	1,360.00	(15,640.00)	0.0212	0.0222	0.0295	95.40	-	-	95.40
	No	06371	06/18/99	-do-	2,000	17,000.00	1,360.00	17,000.00	17,000.00	1,360.00	(15,640.00)	0.0212	0.0222	0.0295	95.40	-	-	95.40
	No	06387	07/12/99	-do-	2,000	17,000.00	1,360.00	17,000.00	17,000.00	1,360.00	(15,640.00)	0.0212	0.0222	0.0295	95.40	-	-	95.40
40% stock dividend	No	06506	11/26/99	Stock Div.	78,000		53,040.00			53,040.00	53,040.00	0.0212	0.0222	0.0295	3,720.60	-	-	3,720.60
	No	07333	03/01/00	Purchased	2,000	12,000.00	1,360.00	12,000.00	12,000.00	1,360.00	(10,640.00)	0.0212	0.0222	0.0295	95.40	-	-	95.40
	No	07296	12/23/99	-do-	2,000	12,000.00	1,360.00	12,000.00	12,000.00	1,360.00	(10,640.00)	0.0212	0.0222	0.0295	95.40	-	-	95.40
	No	07300	01/14/00	-do-	2,000	13,800.00	1,360.00	13,800.00	13,800.00	1,360.00	(12,440.00)	0.0212	0.0222	0.0295	95.40	-	-	95.40
	No	07314	01/21/00	-do-	2,000	12,000.00	1,360.00	12,000.00	12,000.00	1,360.00	(10,640.00)	0.0212	0.0222	0.0295	95.40	-	-	95.40
	No	07323	01/26/00	-do-	2,000	12,000.00	1,360.00	12,000.00	12,000.00	1,360.00	(10,640.00)	0.0212	0.0222	0.0295	95.40	-	-	95.40
	No	07346	05/04/00	-do-	2,000	12,000.00	1,360.00	12,000.00	12,000.00	1,360.00	(10,640.00)	0.0212	0.0222	0.0295	95.40	-	-	95.40
	No	07347	05/04/00	-do-	2,000	12,000.00	1,360.00	12,000.00	12,000.00	1,360.00	(10,640.00)	0.0212	0.0222	0.0295	95.40	-	-	95.40
	No	07351	05/10/00	-do-	1,000	5,500.00	680.00	5,500.00	5,500.00	680.00	(4,820.00)	0.0212	0.0222	0.0295	47.70	-	-	47.70
	No	07351	05/10/00	-do-	1,000	5,800.00	680.00	5,800.00	5,800.00	680.00	(5,120.00)	0.0212	0.0222	0.0295	47.70	-	-	47.70
	No	07354	05/17/00	-do-	2,000	11,000.00	1,360.00	11,000.00	11,000.00	1,360.00	(9,640.00)	0.0212	0.0222	0.0295	95.40	-	-	95.40
	No	07357	05/23/00	-do-	1,000	5,000.00	680.00	5,000.00	5,000.00	680.00	(4,320.00)	0.0212	0.0222	0.0295	47.70	-	-	47.70
	No	07361	05/29/00	-do-	1,000	5,700.00	680.00	5,700.00	5,700.00	680.00	(5,020.00)	0.0212	0.0222	0.0295	47.70	-	-	47.70
	No	07380	07/05/00	-do-	2,000	10,600.00	1,360.00	10,600.00	10,600.00	1,360.00	(9,240.00)	0.0212	0.0222	0.0295	95.40	-	-	95.40
30% stock dividend	No	07461	08/05/00	Stock Div.	88,500		60,180.00			60,180.00	60,180.00	0.0212	0.0222	0.0295	4,221.45	-	-	4,221.45
50% stock dividend	No	8441	07/10/02	-do-	191,750		130,390.00			130,390.00	130,390.00	0.0212	0.0222	0.0295	9,146.48	-	-	9,146.48
20% stock dividend	No	9509	9/20/2005	-do-	115,050		78,234.00			78,234.00	78,234.00	0.0212	0.0222	0.0295	5,487.89	-	-	5,487.89
20% stock dividend	No	10391	8/1/2006	-do-	138,060		93,880.80			93,880.80	93,880.80	0.0212	0.0222	0.0295	6,585.46	-	-	6,585.46
20% stock dividend	No	11247	7/31/2007	-do-	165,672		112,656.96			112,656.96	112,656.96	0.0212	0.0222	0.0295	7,902.55	-	-	7,902.55
20% stock dividend	No	12115	7/22/2009	-do-	198,806		135,188.08			135,188.08	135,188.08	0.0212	0.0222	0.0295	9,483.05	-	-	9,483.05
20% stock dividend	No	12966	10/5/2010	-do-	238,567		162,225.56			162,225.56	162,225.56	0.0212	0.0222	0.0295	11,379.65	-	-	11,379.65
20% stock dividend	No	13601	8/2/2011	-do-	286,281		194,671.08			194,671.08	194,671.08	0.0212	0.0222	0.0295	13,655.60	-	-	13,655.60
10% stock dividend	No	14393	9/20/2012	-do-	171,768		116,802.24			116,802.24	116,802.24	0.0212	0.0222	0.0295	8,193.33	-	-	8,193.33
5% stock dividend	No	15164	7/30/2013	-do-	94,472		64,240.96			64,240.96	64,240.96	0.0212	0.0222	0.0295	4,506.31	-	-	4,506.31
5% stock dividend	No	15892	7/29/2014	-do-	99,196		67,453.28			67,453.28	67,453.28	0.0212	0.0222	0.0295	4,731.65	-	-	4,731.65
5% stock dividend	No	16627	8/2/2016	-do-	104,156		70,826.08			70,826.08	70,826.08	0.0212	0.0222	0.0295	4,968.24	-	-	4,968.24
5% stock dividend	No	17334	8/1/2017	-do-	109,363		74,366.84			74,366.84	74,366.84	0.0212	0.0222	0.0295	5,216.62	-	-	5,216.62
6.5% stock dividend	No	18021	5/10/2019	-do-	149,281		101,511.08			101,511.08	101,511.08	0.0212	0.0222	0.0295	7,120.70	-	-	7,120.70
5% stock dividend	No	18674	7/31/2019	-do-	122,296		83,161.28			83,161.28	83,161.28	0.0212	0.0222	0.0295	5,833.52	-	-	5,833.52
5% stock dividend	No	19340	10/13/2020	-do-	128,410		87,318.80			87,318.80	87,318.80	0.0212	0.0222	0.0295	6,125.16	-	-	6,125.16
5% stock dividend	No	19991	8/17/2021	-do-	134,831		91,685.08			91,685.08	91,685.08	0.0212	0.0222	0.0295	6,431.44	-	-	6,431.44
2.5% stock dividend	No	20646	8/1/2023	-do-	70,786		48,134.48			48,134.48	48,134.48	0.0212	0.0222	0.0295	3,376.48	-	-	3,376.48
TOTAL CDC					2,902,245	1,929,000.00	1,973,526.60	1,929,000.00	1,929,000.00	1,973,526.60	44,526.60	0.02120	0.02220	0.0295	138,437.08	-	-	138,437.08
Total Common Shares								4,171,206.25	4,171,206.25	11,305,615.40	7,134,409.15				602,296.78	-	-	602,296.78
TOTALS								4,171,206.25	4,171,206.25	11,305,615.40	7,134,409.15				602,296.78	-	-	602,296.78

ANNUAL STATEMENT for the Year Ended December 31, 2024 of CITYPLANS, INCORPORATED

SCHEDULE 3-9 Corporate Assets - REAL ESTATE

TCT/CCT Number; City/Province	Area & Description of Lot / Building	Name of Vendor	Date Acquired	Estimated Life of Building	Actual Cost	Accumulated Depreciation Building	Net Book Value	Market Value per Appraisal	Date for the latest Appraisal report	Value Per Company	*RENTAL INCOME				Encumbrance (if Any)	
											Collected During the Year (12)	Accrued Previous Year (13)	Accrued Current Year (13)	Earned During the Year (14 = 12+13-13)		
(1)	(2)	(3)	(4)	(5)	(6)	(7)	(8)	(9)	(10)	(11)	(12)	(13)	(13)	(14 = 12+13-13)	(15)	
A. Occupied by the Company:																
Lot					N	O	N	E								
															-	
															-	
Building					N	O	N	E							-	
															-	
															-	
Sub-total															-	
B. Investment Properties																
Lot					N	O	N	E								
															-	
															-	
Building															-	
Condominium Units at:																
A. Grand Emerald Tower located																
F. Ortigas Jr. Ave., Ortigas Center																
Pasig City																
Unit No. / CCT No.																
1702 / 0112012006155	21.20 sq.m		Nov. 2007		927,574.20	482,337.96	445,236.24	2,968,029.44	12/31/2024	445,236.24						
1703 / 0112012006105	20.96 sq.m		Nov. 2007		935,319.35	486,365.88	448,953.47	2,934,419.65	12/31/2024	448,953.47						
1903 / 0112012006228	20.96 sq.m		Nov. 2007		926,248.25	481,648.44	444,599.81	2,934,429.10	12/31/2024	444,599.81						
2003 / 0112012006103	20.96 sq.m		Nov. 2007		922,951.80	479,935.56	443,016.24	2,934,406.10	12/31/2024	443,016.24						
2303 / 0112012006190	20.96 sq.m	City & Land Developers Inc.	Nov. 2007		923,538.05	480,239.76	443,298.29	2,935,862.02	12/31/2024	443,298.29	321,170.00	-	-	321,170.00	N/A	
2603 / 0112012006302	20.96 sq.m		Nov. 2007		925,891.35	481,462.80	444,428.55	2,935,866.13	12/31/2024	444,428.55						
2702 / 0112012006104	21.20 sq.m		Nov. 2007		938,734.10	488,141.16	450,592.94	2,968,019.67	12/31/2024	450,592.94						
3102 / 0112012006137	21.20 sq.m		Nov. 2007		956,012.00	497,126.76	458,885.24	2,968,016.55	12/31/2024	458,885.24						
				25 years		7,456,269.10	3,877,258.32	3,579,010.78	23,579,048.66		3,579,010.78	321,170.00	-	-	321,170.00	
B. Grand Central Residences located at																
EDSA cor. Sultan, Mandaluyong City																
Unit No. / CCT No.																
0432 / 008-2017010769	18.06 sq.m		Aug. 2011		1,066,856.60	405,405.66	661,450.94	2,509,641.16	12/31/2024	661,450.94						
0531 / 008-2017010781	18.42 sq.m		Aug. 2011		1,087,616.33	413,294.46	674,321.87	2,559,667.23	12/31/2024	674,321.87						
0532 / 008-2017005509	18.31 sq.m		Aug. 2011		1,066,856.60	405,405.66	661,450.94	2,544,381.48	12/31/2024	661,450.94						
0627 / 008-2017010210	18.42 sq.m		Aug. 2011		1,087,616.33	413,294.46	674,321.87	2,559,667.23	12/31/2024	674,321.87						
0927 / 008-2017010783	18.42 sq.m		Aug. 2011		1,087,616.33	413,294.46	674,321.87	2,559,667.23	12/31/2024	674,321.87						
0931 / 008-2018001163	18.42 sq.m		Aug. 2011		1,087,616.33	413,294.46	674,321.87	2,559,667.23	12/31/2024	674,321.87						
0508 / 008-2017009946	18.31 sq.m		Aug. 2011		1,027,892.89	390,599.34	637,293.55	2,595,267.05	12/31/2024	637,293.55						
0514 / 008-2018001157	18.42 sq.m		Aug. 2011		1,047,875.95	398,192.88	649,683.07	2,610,858.50	12/31/2024	649,683.07						
0515 / 008-2017004601	18.31 sq.m		Aug. 2011		1,027,892.89	390,599.34	637,293.55	2,595,267.05	12/31/2024	637,293.55						

ANNUAL STATEMENT for the Year Ended December 31, 2024 of CITYPLANS, INCORPORATED

SCHEDULE 3-9 Corporate Assets - REAL ESTATE

TCT/CCT Number; City/Province	Area & Description of Lot / Building	Name of Vendor	Date Acquired	Estimated Life of Building	Actual Cost	Accumulated Depreciation Building	Net Book Value	Market Value per Appraisal	Date for the latest Appraisal report	Value Per Company	*RENTAL INCOME				Encumbrance (if Any)
											Collected During the Year (12)	Accrued Previous Year (13)	Accrued Current Year (13)	Earned During the Year (14 = 12+13-13)	
(1)	(2)	(3)	(4)	(5)	(6)	(7)	(8)	(9)	(10)	(11)	(12)	(13)	(13)	(14)	(15)
0714 / 008-2018001158	18.42 sq.m	Cityland Development Corporation	Aug. 2011		1,047,875.95	398,192.88	649,683.07	2,610,858.50	12/31/2024	649,683.07	3,216,532.95	-	-	3,216,532.95	N/A
0914 / 008-2018001159	18.42 sq.m		Aug. 2011		1,047,875.95	398,192.88	649,683.07	2,595,267.05	12/31/2024	649,683.07					
0915 / 008-2017009942	18.31 sq.m		Aug. 2011		1,027,892.89	390,599.34	637,293.55	2,908,704.00	12/31/2024	637,293.55					
1008 / 008-2017007854	18.31 sq.m		Aug. 2011		1,027,892.89	390,599.34	637,293.55	2,908,704.00	12/31/2024	637,293.55					
1614 / 008-2017009591	18.42 sq.m		Aug. 2011		1,047,875.95	398,192.88	649,683.07	2,891,334.00	12/31/2024	649,683.07					
1615 / 008-2018000618	18.31 sq.m		Aug. 2011		1,027,892.89	390,599.34	637,293.55	2,595,267.05	12/31/2024	637,293.55					
0510 / 008-2018001152	18.11 sq.m.		April 2012		1,007,674.34	382,915.74	624,758.60	2,566,918.96	12/31/2024	624,758.60					
0610 / 008-2017010776	18.11 sq.m.		April 2012		1,014,905.61	385,664.28	629,241.33	2,566,918.96	12/31/2024	629,241.33					
0632 / 008-2017003534	18.31 sq.m.		April 2012		1,130,711.49	429,670.56	701,040.93	2,544,381.48	12/31/2024	701,040.93					
0710 / 008-2016006702	18.11 sq.m.		April 2012		986,462.86	374,855.94	611,606.92	2,566,918.96	12/31/2024	611,606.92					
1114 / 008-2017010777	18.42 sq.m		April 2012		1,141,246.12	433,673.10	707,573.02	2,610,858.50	12/31/2024	707,573.02					
1714 / 008-2017010778	18.42 sq.m		April 2012		1,138,932.67	432,794.16	706,138.51	2,610,858.50	12/31/2024	706,138.51					
2104 / 008-2018001166	29.88 sq.m.		April 2012		1,468,899.38	558,181.62	910,717.76	3,777,286.10	12/31/2024	910,717.76					
2114 / 008-2017009948	18.42 sq.m		April 2012		1,135,689.86	431,561.82	704,128.04	2,610,858.50	12/31/2024	704,128.04					
2605 / 008-2016007584	30.30 sq.m.		April 2012		1,477,893.27	561,599.34	916,293.93	3,800,916.02	12/31/2024	916,293.93					
2704 / 008-2017008061	29.88 sq.m.		April 2012		1,483,303.79	563,655.90	919,647.89	3,777,286.10	12/31/2024	919,647.89					
2735 / 008-2018001155	30.30 sq.m.		April 2012		1,510,208.02	573,879.42	936,328.60	3,800,916.02	12/31/2024	936,328.60					
2804 / 008-2017008408	29.88 sq.m.		April 2012		1,483,303.79	563,655.90	919,647.89	3,777,286.10	12/31/2024	919,647.89					
3101 / 008-2018001165	29.88 sq.m.		April 2012		1,483,303.79	563,655.90	919,647.89	3,777,286.10	12/31/2024	919,647.89					
3104 / 008-2017008407	29.88 sq.m.		April 2012		1,483,303.79	563,655.90	919,647.89	3,777,286.10	12/31/2024	919,647.89					
3201 / 008-2018001168	29.88 sq.m.		April 2012		1,483,303.79	563,655.90	919,647.89	3,777,286.10	12/31/2024	919,647.89					
0410 / 008-2016006687	18.11 sq.m.		April 2013		1,052,174.55	399,826.50	652,348.05	2,566,918.96	12/31/2024	652,348.05					
0428 / 008-2017004600	18.11 sq.m.		April 2013		1,034,590.10	393,143.82	641,446.28	2,516,589.22	12/31/2024	641,446.28					
0612 / 008-2017009941	18.11 sq.m.		April 2013		1,017,573.03	386,677.74	630,895.29	2,566,918.96	12/31/2024	630,895.29					
0812 / 008-2016007583	18.11 sq.m.		April 2013		1,082,437.68	411,326.82	671,110.86	2,566,918.96	12/31/2024	671,110.86					
0928 / 008-2017009940	18.11 sq.m.		April 2013		1,072,093.47	407,394.96	664,698.51	2,516,589.22	12/31/2024	664,698.51					
0530 / 008-2017009952	19.76 sq.m		June 2013		1,173,933.30	446,094.54	727,838.76	2,745,875.38	12/31/2024	727,838.76					
0726 / 008-2018000617	18.31 sq.m.		June 2013		1,172,946.36	445,719.48	727,226.88	2,544,381.48	12/31/2024	727,226.88					
0732 / 008-2017010775	18.31 sq.m.		June 2013		1,172,946.36	445,719.48	727,226.88	2,544,381.48	12/31/2024	727,226.88					
1208 / 008-2017007591	18.31 sq.m.		June 2013		1,188,525.13	451,639.50	736,885.63	2,595,267.05	12/31/2024	736,885.63					
1510 / 008-2018001164	18.11 sq.m.		June 2013		1,184,551.40	450,129.00	734,422.40	2,566,918.96	12/31/2024	734,422.40					
1728 / 008-2018001162	18.11 sq.m.		June 2013		1,190,331.66	452,325.78	738,005.88	2,516,589.22	12/31/2024	738,005.88					
2128 / 008-2018000619	18.11 sq.m.		June 2013		1,185,615.86	450,533.70	735,082.16	2,516,589.22	12/31/2024	735,082.16					
2214 / 008-2018001154	18.42 sq.m		June 2013		1,190,441.27	452,367.96	738,073.31	2,610,858.50	12/31/2024	738,073.31					
2310 / 008-2017010782	18.11 sq.m.		June 2013		1,181,146.38	448,835.10	732,311.28	2,566,918.96	12/31/2024	732,311.28					
2312 / 008-2017009089	18.11 sq.m.		June 2013		1,190,749.06	452,484.24	738,264.82	2,566,918.96	12/31/2024	738,264.82					
3212 / 008-2017009945	18.11 sq.m.	June 2013		1,185,177.14	450,367.26	734,809.88	2,566,918.96	12/31/2024	734,809.88						
3612 / 008-2018001877	18.11 sq.m.	June 2013		1,180,994.05	448,778.10	732,215.95	2,566,918.96	12/31/2024	732,215.95						
				25 years	54,700,516.14	20,786,196.84	33,914,319.30	131,589,953.71		33,914,319.30	3,216,532.95	-	-	3,216,532.95	
C. The Manila Residences located at 2310 Taft Avenue, Malate Manila															
<u>Unit No. / CCT No.</u>															
0807 / 002-2016012026	24.99 sq.m		Aug. 2011		1,502,144.03	565,807.95	936,336.08	3,759,270.69	12/31/2024	936,336.08					
0808B / 002-2016011123	21.24 sq.m		Aug. 2011		1,325,200.43	499,158.29	826,042.14	3,195,154.44	12/31/2024	826,042.14					
1007 / 002-2016011982	26.05 sq.m		Aug. 2011		1,469,208.71	553,401.68	915,807.03	3,918,727.55	12/31/2024	915,807.03					

ANNUAL STATEMENT for the Year Ended December 31, 2024 of CITYPLANS, INCORPORATED

SCHEDULE 3-9 Corporate Assets - REAL ESTATE

TCT/CCT Number; City/Province	Area & Description of Lot / Building	Name of Vendor	Date Acquired	Estimated Life of Building	Actual Cost	Accumulated Depreciation Building	Net Book Value	Market Value per Appraisal	Date for the latest Appraisal report	Value Per Company	*RENTAL INCOME				Encumbrance (if Any)					
											Collected During the Year	Accrued Previous Year	Accrued Current Year	Earned During the Year (14 = 12+13-13)						
(1)	(2)	(3)	(4)	(5)	(6)	(7)	(8)	(9)	(10)	(11)	(12)	(13)	(13)	(14 = 12+13-13)	(15)					
1107 / 0022016016234	26.05 sq.m	Cityland Development Corporation	Aug. 2011		1,441,089.45	542,810.19	898,279.26	3,918,727.55	12/31/2024	898,279.26	1,440,571.88	-	-	1,440,571.88	N/A					
1230 / 002-2016012027	24.73 sq.m		Aug. 2011		1,447,892.00	545,373.03	902,518.97	3,720,158.63	12/31/2024	902,518.97										
2330 / 002-2017001436	24.73 sq.m		Aug. 2011		1,509,185.69	568,460.06	940,725.63	3,720,158.63	12/31/2024	940,725.63										
2530 / 002-2017001629	24.73 sq.m		Aug. 2011		1,430,679.29	538,889.09	891,790.20	3,720,158.63	12/31/2024	891,790.20										
2630 / 002-2016012029	24.73 sq.m		Aug. 2011		1,470,019.92	553,707.91	916,312.01	3,720,158.63	12/31/2024	916,312.01										
4011 / 002-2016013490	16.21 sq.m		Aug. 2011		1,210,488.74	455,950.48	754,538.26	2,134,662.48	12/31/2024	754,538.26										
3935 / 002-2017001728	20.18 sq.m		June 2014		1,513,304.40	570,011.55	943,292.85	2,806,634.40	12/31/2024	943,292.85										
4035 / 002-2016011530	20.18 sq.m		June 2014		1,513,304.40	570,011.55	943,292.85	2,806,634.40	12/31/2024	943,292.85										
3635 / 002-2016016372	20.18 sq.m		June 2014		1,585,332.46	597,141.72	988,190.74	2,806,634.40	12/31/2024	988,190.74										
2835 / 002-2017000122	20.18 sq.m		June 2014		1,596,747.26	601,441.37	995,305.89	2,806,634.40	12/31/2024	995,305.89										
3907 / 002-2016013878	26.05 sq.m		June 2014		1,920,104.08	723,239.55	1,196,864.53	3,918,727.55	12/31/2024	1,196,864.53										
D. Makati Executive Tower IV located at P. Medina/Gil Puyat, Makati City				25 years	20,934,700.86	7,885,404.42	13,049,296.44	46,952,442.38		13,049,296.44						1,440,571.88	-	-	1,440,571.88	
Unit No. / CCT No.																				
1106	006-2014010974	28.163 sq.m.	April 2012		1,571,513.20	749,087.96	822,425.24	4,083,031.82	12/31/2024	822,425.24	-	-	-	-	N/A					
1206	006-2014010067	28.16 sq.m.	April 2012		1,582,983.55	754,555.49	828,428.06	4,111,389.47	12/31/2024	828,428.06										
1604	006-2014010972	26.5 sq.m.	April 2012		1,578,566.00	752,449.79	826,116.21	4,028,006.21	12/31/2024	826,116.21										
1806	006-2014009962	28.16 sq.m.	April 2012		1,582,392.55	754,273.78	828,118.77	4,260,352.86	12/31/2024	828,118.77										
2006	006-2014010976	28.16 sq.m.	April 2012		1,581,216.15	753,713.30	827,502.85	4,351,165.92	12/31/2024	827,502.85										
E. Pines Peak Tower I located at Union Pines/Pines Sts Barangka 'Mandaluyong City				25 years	7,896,671.45	3,764,080.32	4,132,591.13	20,833,946.28		4,132,591.13	-	-	-	-						
Unit No. / CCT No.																				
1024	008-2017011254	19.45 sq.m.	Aug. 2012		984,174.03	347,741.48	636,432.55	2,663,830.02	12/31/2024	636,432.55	(14,932.74)	-	-	(14,932.74)	N/A					
1033	008-2018000778	19.45 sq.m.	Aug. 2012		984,174.03	347,741.48	636,432.55	2,663,830.02	12/31/2024	636,432.55										
1124	008-2017009938	19.45 sq.m.	Aug. 2012		984,174.03	347,741.48	636,432.55	2,663,830.02	12/31/2024	636,432.55										
1133	008-2017009934	19.45 sq.m.	Aug. 2012		984,174.03	347,741.48	636,432.55	2,663,830.02	12/31/2024	636,432.55										
1224	0082017011279	19.45 sq.m.	Aug. 2012		984,174.03	347,741.48	636,432.55	2,663,830.02	12/31/2024	636,432.55										
1524	008-2017011282	19.45sq.m.	Aug. 2012		984,174.03	347,741.48	636,432.55	2,663,830.02	12/31/2024	636,432.55										
1533	008-2017011283	19.45 sq.m.	Aug. 2012		984,174.03	347,741.48	636,432.55	2,663,830.02	12/31/2024	636,432.55										
1624	008-2017010771	19.45 sq.m.	Aug. 2012		984,174.03	347,741.48	636,432.55	2,663,830.02	12/31/2024	636,432.55										
1633	008-2017010772	19.45 sq.m.	Aug. 2012		984,174.03	347,741.48	636,432.55	2,663,830.02	12/31/2024	636,432.55										
1724	008-2017010773	19.45 sq.m.	Aug. 2012		984,174.03	347,741.48	636,432.55	2,663,830.02	12/31/2024	636,432.55										
1733	008-2017010774	19.45 sq.m.	Aug. 2012		984,174.03	347,741.48	636,432.55	2,663,830.02	12/31/2024	636,432.55										
1833	008-2017009939	19.45 sq.m.	Aug. 2012		984,174.03	347,741.48	636,432.55	2,663,830.02	12/31/2024	636,432.55										
				25 years	11,810,088.36	4,172,897.76	7,637,190.60	31,965,960.24		7,637,190.60						(14,932.74)	-	-	(14,932.74)	

ANNUAL STATEMENT for the Year Ended December 31, 2024 of CITYPLANS, INCORPORATED

SCHEDULE 3-9 Corporate Assets - REAL ESTATE

TCT/CCT Number; City/Province (1)	Area & Description of Lot / Building (2)	Name of Vendor (3)	Date Acquired (4)	Estimated Life of Building (5)	Actual Cost (6)	Accumulated Depreciation Building (7)	Net Book Value (8)	Market Value per Appraisal (9)	Date for the latest Appraisal report (10)	Value Per Company (11)	*RENTAL INCOME				Encumbrance (if Any) (15)						
											Collected During the Year (12)	Accrued Previous Year (13)	Accrued Current Year (13)	Earned During the Year (14 = 12+13-13)							
F. One Taft Residences located at Taft Avenue, Malate Manila																					
	<u>*Unit No.</u>																				
	1524	City & Land Developers, Inc	Nov. 2016		1,334,229.83	128,975.47	1,205,254.36	3,161,580.14	12/31/2024	1,205,254.36	1,306,420.00	-	-	1,306,420.00	N/A						
	1525		Nov. 2016		1,334,979.83	129,047.97	1,205,931.86	3,161,580.14	12/31/2024	1,205,931.86											
	1528		Nov. 2016		1,362,989.50	131,755.70	1,231,233.80	3,168,012.66	12/31/2024	1,231,233.80											
	1529		Nov. 2016		1,362,989.50	131,755.70	1,231,233.80	3,168,012.66	12/31/2024	1,231,233.80											
	1624		Nov. 2016		1,369,043.42	132,340.92	1,236,702.50	3,182,517.76	12/31/2024	1,236,702.50											
	1625		Nov. 2016		1,369,043.42	132,340.92	1,236,702.50	3,182,517.76	12/31/2024	1,236,702.50											
	1628		Nov. 2016		1,371,733.74	132,601.05	1,239,132.69	3,188,992.87	12/31/2024	1,239,132.69											
	1629		Nov. 2016		1,371,733.74	132,601.05	1,239,132.69	3,188,992.87	12/31/2024	1,239,132.69											
	2028		Nov. 2016		1,395,061.05	134,855.80	1,260,205.25	3,245,330.61	12/31/2024	1,260,205.25											
	2029		Nov. 2016		1,395,061.05	134,855.80	1,260,205.25	3,245,330.61	12/31/2024	1,260,205.25											
	2024		Nov. 2016		1,397,818.39	135,122.31	1,262,696.08	3,251,933.52	12/31/2024	1,262,696.08											
				25 years		15,064,683.47	1,456,252.69	13,608,430.78	35,144,801.60							13,608,430.78					
	Sub-total					117,862,929.38	41,942,090.35	75,920,839.03	580,132,305.74							151,841,678.06	1,306,420.00	-	-	1,306,420.00	
	GRAND TOTALS				117,862,929.38	41,942,090.35	75,920,839.03	580,132,305.74		151,841,678.06	6,269,762.09	-	-	6,269,762.09							
* Please see additional attachment for the breakdown of Rental Income.																					
														CONTENTS							

ANNUAL STATEMENT for the Year Ended December 31, 2024 of CITYPLANS, INCORPORATED

SCHEDULE 3-10 Corporate Assets - OTHER INVESTMENTS

Description (1)	Account Number (2)	Under IMA Account (Yes/No) (3)	Date of Placement (4)	Date of Maturity (5)	Number of Shares / Units (6)	Acquisition cost (7)	Market Value (8)	INTEREST				
								Collected	Accrued	Accrued	Earned	
								During the Year (9)	Previous Year (10)	Current Year (11)	During the Year (12)	
1												-
2												-
3			N	O	N	E						-
4												-
5												-
6												-
7												-
8												-
9												-
10												-
TOTAL						-	-	-	-	-	-	-

ANNUAL STATEMENT for the Year Ended December 31, 2024 of CITYPLANS, INCORPORATED

SCHEDULE 3-11 Corporate Assets - RECEIVABLE FROM TRUSTEE

Name of Trustee Bank	Trust Account No.	Nature of Account	Balance Previous Year	Balance Current Year	Remarks
(1)	(2)	(3)	(4)	(5)	(6)
MEMORIAL PLAN:	N	O	N	E	
A. Old Basket (SEC)					
1					
2					
Sub-total			-	-	
B. New Basket (IC)					
1					
2					
Sub-total			-	-	
Total - Memorial Plan			-	-	
PENSION PLAN:	N	O	N	E	
A. Old Basket (SEC)					
1					
2					
Sub-total			-	-	
B. New Basket (IC)					
1					
2					
Sub-total			-	-	
Total - Pension Plan			-	-	
EDUCATION PLAN:	N	O	N	E	
A. Old Basket (SEC)					
1					
2					
Sub-total			-	-	
B. New Basket (IC)					
1					
2					
Sub-total			-	-	
Total - Educational Plan			-	-	
OTHER RECEIVABLE FROM TRUSTEE*	N	O	N	E	
1					
2					
3					
Total Other Receivable from Trustee			-	-	
Grand Total			-	-	

ANNUAL STATEMENT for the Year Ended December 31, 2024 of CITYPLANS, INCORPORATED

SCHEDULE 3-12 Corporate Assets - ACCRUED INVESTMENT INCOME

Kind of Investment	Collected During the Year	Accrued Investment Income		Unearned Investment Income		Earned During the Year
		Current Year	Previous Year	Current Year	Previous Year	
(1)	(2)	(3)	(4)	(5)	(6)	(7= 2-3+4-5+6)
1 Interest on Government Securities	2,499,300.18	-	725,765.84	-	-	1,773,534.34
2 Income on Corporate Bonds	-	-	-	-	-	-
3 Dividends on Stocks	602,296.78	-	-	-	-	602,296.78
4 Income on Real Estate	6,269,762.09	-	-	-	-	6,269,762.09
5 Interest on Mortgage Loans	-	-	-	-	-	-
6 Interest on Planholders' Loans	-	-	-	-	-	-
7 Income on Short Term Investments	-	1,247,258.57	-	-	-	1,247,258.57
8 Income on Other Investments	-	-	-	-	-	-
9 Interest on Bank Deposits	11,723,811.04	358,666.67	1,537,344.88	-	-	10,545,132.83
Others:*	-	-	-	-	-	-
10 IPF- Time Deposit	2,849.33	2,159.44	1,173.33	-	-	3,835.44
TOTAL	21,098,019.42	1,608,084.68	2,264,284.05	-	-	20,441,820.05

ANNUAL STATEMENT for the Year Ended December 31, 2024 of CITYPLANS, INCORPORATED

SCHEDULE 3-13 Corporate Assets - ACCOUNTS/ NOTES RECEIVABLE

Name / Address of Debtor or Maker of Note*		Date Granted / Issued	Original Amount	Date of Last Payment	Balance Previous Year	Addition During the Year	Amount Paid During the Year	Balance Current Year	Allowance for Impairment Loss	Net Realizable Value	Remarks <i>(Description: Nature, and Security, if any)</i>
(1)	Please see additional attachment		(3)	(4)	(5)	(6)	(7)	(8=5+6-7)	(9)	(10 = 8-9)	(11)
Accounts Receivable:											
Secured:											
1	Accounts Receivable- Others	12/31/2024	-	12/27/2024	3,564.51	2754.89	3,595.37	2,724.03	-	2,724.03	RET payments
2	Accounts Receivable- Interco.	12/16/2020 & 2/1/2021	2,897.21		2,897.21	-	-	2,897.21	-	2,897.21	GET UBP (U2102) Janitorial Services
3	Various Clients - AP Registration	01/17/2024 to 12/05/2024	-	12/11/2024	342,670.54	858,647.98	1,154,724.87	46,593.65	-	46,593.65	Advances A/P Registration
4	Various Clients - RET	12/2/2019 & 10/06/2022	-	12/5/2024	194,519.09	178,067.12	256,698.63	115,887.58	-	115,887.58	RET payment to be collectible from the client
5	Various Clients -EST. REG.		-	12/27/2019	51,052.50	-	-	51,052.50	-	51,052.50	Estimated Registration Expenses
6	Various Client - Bill deposit Applied	8/3/2021	-	8/3/2021	3,992.92	-	-	3,992.92	-	3,992.92	Bill deposit applied
7	Cityland Development Corporation	12/27/2024	2,236.83	-	-	2,236.83	-	2,236.83	-	2,236.83	Sharing of expenses
8	City & Land Developers, Inc.	12/27/2024	986.11	-	-	986.11	-	986.11	-	986.11	Sharing of expenses
10	Accounts Receivable - RET Clients(Oxford)		-	10/3/2024	8,522.51	4,221.00	7,386.75	5,356.76	-	5,356.76	RET payment to be collectible from the Oxford client
11	Accounts Receivable - RET Clients (WM)		-	12/11/2024	3,980.76	12,351.76	12,351.76	3,980.76	-	3,980.76	RET payment to be collectible from the WM client
12	Accounts Receivable- Ret. check OTR	12/27/2024	(11,010.00)		-	(11,010.00)	-	(11,010.00)	-	(11,010.00)	Returned check
Unsecured:											
1	NONE										
	Sub-total				611,200.04	1,048,255.69	1,434,757.38	224,698.35	-	224,698.35	
Installment Contracts Receivable											
Secured:											
1	RIS Oxford Mansion				172,191.69	-	-	-	-	-	
2	RIS Windsor				588,024.06	-	-	190,502.81	-	190,502.81	
3	RIS Grand Central Residences				1,150,881.71	-	-	848,034.61	-	848,034.61	
4	RIS - The Manila Residences Tower 2				2,046,502.37	-	-	1,742,692.38	-	1,742,692.38	
5	RIS - Grand Emerald Tower				198,921.98	-	-	233,190.34	-	233,190.34	
6	RIS - One Taft Residences				-	-	-	333,888.79	-	333,888.79	
7	RIS- Pines Peak Tower 1				1,012,239.44	-	-	1,150,141.90	-	1,150,141.90	
8	Rec.from Installment Sales (LT)Windsor				1,626,499.65	-	-	566,915.36	-	566,915.36	
9	Rec. From Installment Sales (LT) - GCR				6,827,696.59	-	-	5,983,201.98	-	5,983,201.98	Receivable from Sale of Real Estate (net of vat deferred)
10	Rec. from Installment Sales (LT) - TMR2				12,010,606.07	-	-	14,206,938.18	-	14,206,938.18	
11	Rec. from Installment Sales (LT) - GET				975,800.60	-	-	742,610.26	-	742,610.26	
12	Rec. from Installment Sales (LT)- PPT1				3,430,190.13	-	-	2,280,048.23	-	2,280,048.23	
13	Rec. from Installment sales (LT)- OTR				-	-	-	2,781,578.21	-	2,781,578.21	
14	Rec. from Installment sales (LT)- Oxford				795,542.00	-	-	-	-	-	
15	VAT Deferred- TMR2				(1,019,640.42)	-	-	(1,249,007.12)	-	(1,249,007.12)	
16	VAT Deferred- OTR				-	-	-	(333,800.07)	-	(333,800.07)	
17	VAT Deferred- GCR				(17,102.95)	-	-	-	-	-	
Unsecured:											
1	N/A							-	-	-	
2								-	-	-	
3								-	-	-	
	Sub-total				29,798,352.92	-	-	29,476,935.86	-	29,476,935.86	
Other Receivable:*											
1	Advances to Employees	N/A						-	-	-	
2	Advances to Agents	N/A						-	-	-	
3	Advances to DOSRI	N/A						-	-	-	
	Sub-total				-	-	-	-	-	-	
GRAND TOTALS					30,409,552.96	1,048,255.69	1,434,757.38	29,701,634.21	-	29,701,634.21	

* Please see additional attachment for the Date granted, Original amount, and Date of last payment

ANNUAL STATEMENT for the Year Ended December 31, 2024 of CITYPLANS, INCORPORATED

SCHEDULE 3-14 Corporate Assets - PROPERTY and EQUIPMENT

Particulars *	OR/Invoice Number	Date of Purchase	Estimated Life	Acquisition Cost	Accumulated Depreciation	Net Book Value	Remarks
(1)	(2)	(3)	(4)	(5)	(6)	(7)	(8)
Furniture & Fixtures							
Balance Forwarded, Previous Year							
Provision for Depreciation of Previous Years Acquisitions, Current Year							
Acquisition/ (Disposal)							
1.							
2.	N	O	N	E			
3.							
Total Furniture & Fixtures				-	-	-	
Office Equipment							
Balance Forwarded, Previous Year							
Provision for Depreciation of Previous Years Acquisitions, Current Year							
Acquisition/ (Disposal)							
1.							
2.	N	O	N	E			
3.							
Total Office Equipment				-	-	-	
Transportation Equipment							
Balance Forwarded, Previous Year							
Provision for Depreciation of Previous Years Acquisitions, Current Year							
Acquisition/ (Disposal)							
1.							
2.	N	O	N	E			
3.							
Total Transportation Equipment				-	-	-	
GRAND TOTAL				-	-	-	

ANNUAL STATEMENT for the Year Ended December 31, 2024 of CITYPLANS, INCORPORATED

SCHEDULE Corporate assets 3-15 Corporate Assets - INVENTORIES

Particulars*	Nature of Account	COST	Market Value		Remarks
			Previous Year	Current Year	
(1)	(2)	(3)	(4)	(5)	(6)
Beginning Balance					
Additions					
1	Caskets	N	O	N	E
2	Urns				
3	Memorial Lots*				
	Total Additions		-	-	-
Disposal					
1					
2		N	O	N	E
3					
	Total Disposal		-	-	-
	TOTAL		-	-	-

ANNUAL STATEMENT for the Year Ended December 31, 2024 of CITYPLANS, INCORPORATED

SCHEDULE 3-16 Corporate Assets - OTHER ASSETS

*Particulars/Payee	Nature of Account	Balance Previous Year	Balance of Current Year	Remarks
(1)	(2)	(3)	(4)	(5)
A				
1 Malayan Insurance	Prepaid Insurance	-	2,939.66	Prepaid insurance for the year 2025.
2 Prepaid Expenses	Prepaid Expenses	-	330,539.33	Real Estate tax for the year 2025.
3		-	-	
Total Prepaid Expenses		-	333,478.99	
B Prepayments				
<i>Itemize</i>				
1 Other Assets CC10 Asso. (Elevator)	Capitalized Asset	4,210.78	3,509.96	
2		-	-	
3		-	-	
Total Prepayments		4,210.78	3,509.96	
C Deposits				
<i>Itemize</i>				
1 Other Assets - Meter Deposit	Deposit for Electric Meter	63,964.47	64,186.19	refundable meter deposit
2 Other Asset Deposit - OTR (CPI)	Customer deposit	20,421.96	-	
3 Other Assets - PLDT	Deposit for Tel. Instrument	800.00	800.00	refundable telecommunication instrument
Total Deposits		85,186.43	64,986.19	
D Leasehold				
<i>Itemize</i>				
1		-	-	
2		-	-	
3		-	-	
Total Leasehold		-	-	
E Leasehold Improvements				
<i>Itemize</i>				
1 NONE		-	-	
2		-	-	
3		-	-	
Total Leasehold Improvements		-	-	
F Others				
<i>Itemize</i>				
1 Input Tax	VAT on Purchases	15,149.97	5,733.73	
2 Prepaid Tax	Prepaid Income Tax / RET	2,244,620.59	370,431.10	Tax credits
3		-	-	
Total Others		2,259,770.56	376,164.83	
TOTAL OTHER ASSETS		2,349,167.77	778,139.97	

ANNUAL STATEMENT for the Year Ended December 31, 2024 of CITYPLANS, INCORPORATED

SCHEDULE 4 - PRE-NEED RESERVE							
Plan	Balance of Previous Year	Balance Current Year					
		Per AVR			Per AS		
		Old Basket (SEC)	New Basket (IC)	Total	Old Basket (SEC)	New Basket (IC)	Total
(1)	(2)	(3)	(4)	(5)	(6)	(7)	(8)
1 Memorial							
N/A							-
Sub Total for Memorial	-	-	-	-	-	-	-
2 Pension							
Pre-need Reserves - PNB	7,688,090.99	-	8,828,501.91	8,828,501.91	-	8,828,501.91	8,828,501.91
Pre-need Reserves - UBP	16,083,840.07	-	13,019,700.28	13,019,700.28	-	13,019,700.28	13,019,700.28
Sub Total for Pension	23,771,931.06	-	21,848,202.19	21,848,202.19	-	21,848,202.19	21,848,202.19
3 Education							
N/A							-
Sub Total for Education	-	-	-	-	-	-	-
TOTAL	23,771,931.06	-	21,848,202.19	21,848,202.19	-	21,848,202.19	21,848,202.19

ANNUAL STATEMENT for the Year Ended December 31, 2024 of CITYPLANS, INCORPORATED

SCHEDULE 5 - INSURANCE PREMIUM RESERVE

Plan	Balance of Previous Year	Balance Current Year					
		Per AVR			Per AS		
		Old Basket (SEC)	New Basket (IC)	Total	Old Basket (SEC)	New Basket (IC)	Total
(1)	(2)	(3)	(4)	(5)	(6)	(7)	(8)
1 Memorial	-	-	-	-	-	-	-
2 Pension	40,171.93	-	35,959.55	35,959.55	-	35,959.55	35,959.55
3 Education	-	-	-	-	-	-	-
TOTAL	40,171.93	-	35,959.55	35,959.55	-	35,959.55	35,959.55

ANNUAL STATEMENT for the Year Ended December 31, 2024 of CITYPLANS, INCORPORATED

SCHEDULE 6 - OTHER RESERVES

Plan	Balance of Previous Year	Balance Current Year					
		Per AVR			Per AS		
		Old Basket (SEC)	New Basket (IC)	Total	Old Basket (SEC)	New Basket (IC)	Total
(1)	(2)	(3)	(4)	(5)	(6)	(7)	(8)
1 Pension Bonus	126,278.27	-	117,364.65	117,364.65	-	117,364.65	117,364.65
2							-
3							-
TOTAL	126,278.27	-	117,364.65	117,364.65	-	117,364.65	117,364.65

ANNUAL STATEMENT for the Year Ended December 31, 2024 of CITYPLANS, INCORPORATED

SCHEDULE 7 - PLANHOLDERS' BENEFITS PAYABLE

*Name of Planholder	Contract Number	Maturity Date	Nature of Account	Balance Previous Year	Balance Current Year	Withdrawn? (Yes/No)	If withdrawn, specify bank / account number	Remarks
(1)	(2)	(3)	(4)	(5)	(6)	(7)	(8)	(9)
MEMORIAL PLAN:								
A. Old Basket (SEC)								
1								
2	N/A							
3								
	Sub-total			-	-			
B. New Basket (IC)								
1								
2	N/A							
3								
	Sub-total			-	-			
	Total - Memorial Plan			-	-			
PENSION PLAN:								
A. Old Basket (SEC)								
1								
2	N/A							
3								
	Sub-total			-	-			
B. New Basket (IC)								
1	Roxanne C. Querubin	11630	10/23/2002	Staled Check -FS-MV & PB; Add'l PB for 2002	11,771.31	11,771.31	No	N/A
2	Fernando Flores	10651	5/23/2001	Staled Check -Additional Pension Bonus	71.53	71.53	No	N/A
3	Susan Alviola	10708	6/13/2001	Staled Check -Additional Pension Bonus	848.91	848.91	No	N/A
4	Natalia S. Paulme	10780	6/28/2011	Staled Check -Additional Pension Bonus	101.24	101.24	No	N/A
5	Ma. Geraldine S. Solitario	14635	11/26/2002	Additional pension bonus for 2002	2,849.27	2,849.27	No	N/A
6	Salvador B. dela Peña	12046	2/7/2002	Additional pension bonus -2002 / PB Dec 2001	2,271.87	2,271.87	No	N/A
7	Rodelio S. Roque	12138	2/24/2002	Additional pension bonus for 2002	163.76	163.76	No	N/A
8	Joy A. Dean	10752	6/25/2002	Additional pension bonus for 2002	-	408.02	No	N/A
9	Cheryl M. Zamora	10768	6/25/2002	Additional pension bonus for 2002	408.02	408.02	No	N/A
10	Joel F. Malicsi	11678	1/4/2002	Additional pension bonus-2002 / PB Dec. 2001	601.92	601.92	No	N/A
11	Teodoro Q. Valbuena	11982	1/23/2002	Additional pension bonus-2002 / PB Dec. 2001	603.57	603.57	No	N/A
12	Raquel C. Canlas	11213	9/13/2001	Full settlement of pension bonus – Dec. 2001	395.25	395.25	No	N/A
13	Jose O. Fournier	10703	6/13/2001	Full settlement of pension bonus – Dec. 2001	2,120.08	2,120.08	No	N/A
14	Marvin T. Caro	11291	10/3/2001	Full settlement of pension bonus – Dec. 2001	422.19	422.19	No	N/A
15	Alexander F. de Vera	10380	3/18/2001	Full settlement of pension bonus – Dec. 2001	355.82	355.82	No	N/A
16	Ma. Belinda Medrana	12235	3/14/2002	Staled Check-Additional pension bonus for 2003	1,774.64	1,774.64	No	N/A
17	Antonio Santos	12024	1/31/2002	Staled Check-Additional pension bonus for 2003	134.55	134.55	No	N/A
18	Rodolfo L. Montero	11842	12/3/2001	Staled Check-Additional pension bonus for 2004	653.70	653.70	No	N/A
19	Eleonor Maglalang	20431	7/12/2028	Staled Check- Termination Values 03/03/05	997.50	997.50	No	N/A
20	Julietta N. Navar	14874	1/28/2003	Additional pension bonus for 2003	310.80	310.80	No	N/A
21	Helen C. Lay	14842	1/16/2003	Additional pension bonus for 2003	222.43	222.43	No	N/A
22	Soliza Nora F. Tornea	12559	7/10/2003	Additional pension bonus for 2003	231.57	231.57	No	N/A
23	Magdalena M. Rañada	15913	7/31/2003	Additional pension bonus for 2003	214.10	214.10	No	N/A
24	Angelito M. Rañada Jr.	15916	7/31/2003	Additional pension bonus for 2003	212.78	212.78	No	N/A
25	Senen D. Sevilla	15576	6/30/2003	Additional pension bonus for 2003	181.16	181.16	No	N/A
26	Evelyn C. Palarca	10747	6/25/2003	Additional pension bonus for 2003	308.46	308.46	No	N/A
27	Joseph Y. Jimenez	10868	7/5/2003	Additional pension bonus for 2003	166.26	166.26	No	N/A
28	Edna M. Jimenez	10866	7/5/2015	Additional pension bonus for 2003	166.26	166.26	No	N/A
29	Marianito B. Aranas	18038	9/6/2004	Additional pension bonus for 2004	252.73	252.73	No	N/A
30	Raymond Enriquez	16967	1/10/2004	Additional pension bonus for 2004	360.74	360.74	No	N/A
31	Arcel Oblea	17055	1/18/2004	Additional pension bonus for 2004	1,252.84	1,252.84	No	N/A
32	Anita A. Regado	16303	5/30/2004	Additional pension bonus for 2004	296.39	296.39	No	N/A
33	Joel R. Peñamora	17124	1/26/2004	Additional pension bonus for 2004	245.73	245.73	No	N/A
34	Lourdes F. Quising	17867	7/15/2004	Additional pension bonus for 2004	1,302.14	1,302.14	No	N/A
35	Belen B. Marciano	18060	9/19/2014	Additional pension bonus for 2004	232.83	232.83	No	N/A
36	Ovette N. Ricalde	15495	8/11/2003	Additional pension bonus for 2004	469.76	469.76	No	N/A
37	Joseph Aaron Miravalles	16922	12/23/2003	Additional pension bonus for 2004	184.64	184.64	No	N/A
38	Julio Cesar M. Manalo	12198	3/6/2012	Additional pension bonus for 2012	91.00	91.00	No	N/A
39	Ramon I. Manuel	15324	7/21/2003	Staled Check -Additional Pension Bonus	207.98	207.98	No	N/A
40	Numida Pantaleon	18024	8/29/2004	Staled Check -Additional Pension Bonus	548.72	548.72	No	N/A
41	Mary Ann Monterola	10413	3/26/2006	Staled Checks & Hold Monthly Pension	23,016.22	24,216.22	No	N/A
42	Gerard Thomas Atienza	10646	5/23/2006	Staled Check -Full settlement of MV & bonus	11,580.75	11,580.75	No	N/A
	Wilbert Sy	18408/18409/ 18410	2005/03/17	Staled Check -Additional Pension Bonus	976.96	976.96	No	N/A
43								
44	Monica S. Blanco	17004	1/14/2004	Staled Check -Additional Pension Bonus	148.52	148.52	No	N/A
45	Aran Jason M. Manalo	18015	8/23/2004	Staled Check -Additional Pension Bonus	388.87	388.87	No	N/A
46	Loida Malaca	19020	10/5/2005	Staled Check -Additional Pension Bonus	293.67	293.67	No	N/A
47	Erlinda Villaruel	10285	2/14/2006	Staled Check -Additional Pension Bonus	708.76	708.76	No	N/A
48	Belen Marciano	11180	9/5/2003	Staled Check -Additional Pension Bonus	232.83	232.83	No	N/A
49	Leonidita B. Pascual	12062	2/13/2007	Staled Check -Additional Pension Bonus	695.36	695.36	No	N/A
50	Rickzon Umali	11042	8/8/2006	Staled Check -Full settlement of MV & bonus	54,752.94	54,752.94	No	N/A
51	Antonio Pascual	10507	4/29/2006	Staled Check -Additional Pension Bonus	350.38	350.38	No	N/A
52	Renato D. Barba	10369	3/15/2006	Staled Check -Additional Pension Bonus	135.11	135.11	No	N/A
53	Oscar Malimban	11135	1/22/2007	Staled Check – Additional pension bonus	686.72	686.72	No	N/A
54	Ferdinand De Leon	17564	5/10/2024	Staled Check – Additional pension bonus	186.55	186.55	No	N/A
55	Ramon Nino De Leon	12271	3/21/2007	Staled Check – Additional pension bonus	186.57	186.57	No	N/A
56	Teresita Santos	10630	5/21/2006	Staled Check – Additional pension bonus	634.31	634.31	No	N/A
57	Marissa A. Ceraos	13963	10/30/2024	Staled Check -TV (excess after settlement of loan)	7,183.97	7,183.97	No	N/A
58	Daniilo R. Eusebio	18294	1/13/2015	Staled Check -TV (excess after settlement of loan)	4,824.82	4,824.82	No	N/A
59	Elenita R. Dimacuja	11833	12/2/2006	Staled Check -MV(excess after settlement of loan)	400.00	400.00	No	N/A
60	Liberato Herbert Martinito Jr.	18984	6/30/2028	Staled Check -TV (excess after settlement of loan)	2,885.98	2,885.98	No	N/A
61	Jesus C. Mendoza	18591	7/6/2010	Staled Checks & Hold Monthly Pension	-	-	No	N/A
62	Henry B. Bentir	11109	8/17/2011	Staled Checks & Hold Monthly Pension	157,896.07	169,896.07	No	N/A
63	Julie P. Benson	20266	8/27/2011	Staled Checks & Hold Monthly Pension	45,020.42	48,620.42	No	N/A
64	Apolinario Solmeo	12630	4/29/2024	Staled Check-TV & Pension Bonus	4,198.15	4,198.15	No	N/A
65	Mary Chile Villaseran	10059	10/3/2010	Staled Check -Additional Pension bonus for 2010	1,217.19	1,217.19	No	N/A
66	Alicia D. Angeles	19160	11/24/2010	Staled Check -Additional Pension bonus for 2010	186.51	186.51	No	N/A
67	Czara Jane Lee	10103	10/17/2010	Staled Check -Additional Pension bonus for 2010	486.62	486.62	No	N/A
68	Czara Jane Lee	10061	10/6/2010	Staled Check -Additional Pension bonus for 2010	486.62	486.62	No	N/A
69	Alexander J. Lazona	11828	11/29/2011	Staled Checks & Hold Monthly Pension	153,674.84	165,674.84	No	N/A
70	Sonny G. Ang	11077	8/13/2011	Staled Check -Full settlement of MV & bonus	76,264.33	76,264.33	No	N/A
71	Avegail M. Alagar	12327	3/31/2012	Staled Check -Full settlement of MV & bonus	111,387.76	111,387.76	No	N/A
72	Rodrigo M. Ocampo	12032	2/2/2012	Staled Checks & Hold Monthly Pension	301,615.27	325,615.27	No	N/A
73	Vergel Benedict R. Dela Cruz	19715	5/13/2012	Staled Checks & Hold Monthly Pension	424,670.61	460,670.61	No	N/A
74	Gabriel P. Reyala Jr.	11939	1/15/2002	Staled Checks & Hold Monthly Pension	42,000.00	45,600.00	No	N/A
75	Gabriel P. Reyala Jr.	20367	7/16/2017	Staled Checks & Hold Monthly Pension	46,803.43	54,003.43	No	N/A
76	Lea A. Macandandang	19696	2/20/2012	Staled Check -Full settlement of MV & bonus	10,725.76	10,725.76	No	N/A
77	Ma. Teresa R. Cruz	10027	9/26/2010	Additional interest on pension bonus (2005-2011)	304.30	304.30	No	N/A
78	Edwin Q. Raymundo	10031	9/27/2010	Additional interest on pension bonus (2005-2011)	433.45	433.45	No	N/A
79	Jeannie Vilma N. Raymundo	10196	11/29/2011	Additional interest on pension bonus (2005-2011)	457.31	457.31	No	N/A
80	Daniel L. De Luna Jr.	10062	10/6/2010	Additional interest on pension bonus (2005-2011)	486.48	486.48	No	N/A
81	Miriam I. Lipata	10075	10/12/2009	Additional interest on pension bonus (2005-2011)	416.69	416.69	No	N/A
82	Ma. Doliza R. Rifiñon	10082	10/12/2018	Additional interest on pension bonus (2005-2011)	486.62	486.62	No	N/A
83	Donna Bella L. De Luna	10091	6/8/2011	Additional interest on pension bonus (2005-2011)	190.80	190.80	No	N/A
84	Amancio G. Mantaring	10098	10/18/2010	Additional interest on pension bonus (2005-2011)	974.09	974.09	No	N/A
85	Elvira I. Urtula	10104	10/18/2010	Additional interest on pension bonus (2005-2011)	304.30	304.30	No	N/A
86	Elvira I. Urtula	10105	10/18/2010	Additional interest on pension bonus (2005-2011)	304.30	304.30	No	N/A
87	Josephine L. De Luna	10106	10/18/2010	Additional interest on pension bonus (2005-2011)	340.01	340.01	No	N/A
88	Josephine L. De Luna	10107	10/18/2010	Additional interest on pension bonus (2005-2011)	340.01	340.01	No	N/A
89	Josephine L. De Luna	10108	10/18/2010	Additional interest on pension bonus (2005-2011)	340.01	340.01	No	N/A
90	Josephine L. De Luna	10109	10/18/2010	Additional interest on pension bonus (2005-2011)	340.01	340.01	No	N/A
91	Ricardo O. Lojera	10111	4/1/2011	Additional interest on pension bonus (2005-2011)	155.89	155.89	No	N/A
92	Ian Kenneth G. Liuson	10185	11/27/2010	Additional interest on pension bonus (2005-2011)	529.19	529.19	No	N/A
93	Erlinda S. Villaruel	10285	2/14/2006	Additional interest on pension bonus (2005-2011)	45.39	45.39	No	N/A

ANNUAL STATEMENT for the Year Ended December 31, 2024 of CITYPLANS, INCORPORATED

SCHEDULE 7 - PLANHOLDERS' BENEFITS PAYABLE

*Name of Planholder	Contract Number	Maturity Date	Nature of Account	Balance Previous Year	Balance Current Year	Withdrawn? (Yes/No)	If withdrawn, specify bank / account number	Remarks	
(1)	(2)	(3)	(4)	(5)	(6)	(7)	(8)	(9)	
94	Leonida A. Basa	10303	2/20/2011	Additional interest on pension bonus (2005-2011)	34.45	34.45	No	N/A	
95	George J. Salvador	10304	2/20/2006	Additional interest on pension bonus (2005-2011)	157.31	157.31	No	N/A	
96	Reynaldo A. Kangleon	10385	3/15/2008	Additional interest on pension bonus (2005-2011)	211.42	211.42	No	N/A	
97	Agustina P. Abordo	10390	3/20/2006	Additional interest on pension bonus (2005-2011)	93.41	93.41	No	N/A	
98	Mary Ann E. Monterola	10413	3/26/2006	Additional interest on pension bonus (2005-2011)	163.11	163.11	No	N/A	
99	Lilia R. Gelena	10425	4/4/2006	Additional interest on pension bonus (2005-2011)	138.33	138.33	No	N/A	
100	Patrocinio B. Mariano	10427	8/4/2006	Additional interest on pension bonus (2005-2011)	207.14	207.14	No	N/A	
101	William B. Mariano	10428	4/4/2006	Additional interest on pension bonus (2005-2011)	99.68	99.68	No	N/A	
102	Arnel O. Legada	10449	4/16/2011	Additional interest on pension bonus (2005-2011)	141.05	141.05	No	N/A	
103	Elizabeth S. Bringas	10482	4/22/2006	Additional interest on pension bonus (2005-2011)	297.67	297.67	No	N/A	
104	Emmanuelle S. Bringas	10483	4/22/2006	Additional interest on pension bonus (2005-2011)	99.39	99.39	No	N/A	
105	Alhamed V. Majini	10495	4/26/2011	Additional interest on pension bonus (2005-2011)	144.93	144.93	No	N/A	
106	Fe-Attik E. Adil	10546	5/6/2011	Additional interest on pension bonus (2005-2011)	186.03	186.03	No	N/A	
107	Fe-Attik E. Adil	10704	6/13/2011	Additional interest on pension bonus (2005-2011)	225.37	225.37	No	N/A	
108	Fe-Attik E. Adil	10904	7/13/2011	Additional interest on pension bonus (2005-2011)	267.27	267.27	No	N/A	
109	Regina r. Gomez	10551	5/8/2011	Additional interest on pension bonus (2005-2011)	286.51	286.51	No	N/A	
110	Ma Beatriz L. Cagampang	10595	5/16/2006	Additional interest on pension bonus (2005-2011)	181.45	-	No	N/A	
111	Toribio E. Ramos	10599	5/16/2011	Additional interest on pension bonus (2005-2011)	186.76	186.76	No	N/A	
112	Remedios S. Ampongan	10601	5/16/2006	Additional interest on pension bonus (2005-2011)	129.57	129.57	No	N/A	
113	Michael Derick P. Co	10674	6/1/2011	Additional interest on pension bonus (2005-2011)	230.74	230.74	No	N/A	
114	Frank S. Chan	10742	8/29/2011	Additional interest on pension bonus (2005-2011)	1,366.85	1,366.85	No	N/A	
115	Norbita M. Biag	10762	6/25/2019	Additional interest on pension bonus (2005-2011)	156.02	156.02	No	N/A	
116	Sergio L. Velasquez	10770	6/25/2005	Additional interest on pension bonus (2005-2011)	63.34	63.34	No	N/A	
117	Sergio L. Velasquez	10771	6/25/2005	Additional interest on pension bonus (2005-2011)	63.27	63.27	No	N/A	
118	Emeliana P. Caralg	10773	6/25/2006	Additional interest on pension bonus (2005-2011)	86.82	86.82	No	N/A	
119	Carlito L. Macale	10778	6/25/2005	Additional interest on pension bonus (2005-2011)	63.27	63.27	No	N/A	
120	Carlito L. Macale	10779	6/25/2005	Additional interest on pension bonus (2005-2011)	93.22	93.22	No	N/A	
121	Naomi V. Sendiong	10805	7/1/2006	Additional interest on pension bonus (2005-2011)	375.93	375.93	No	N/A	
122	Rosalinda R. Jungco	10835	7/3/2006	Additional interest on pension bonus (2005-2011)	183.93	183.93	No	N/A	
123	Rebecca L. Sevilla	10840	7/4/2006	Additional interest on pension bonus (2005-2011)	187.27	187.27	No	N/A	
124	Emmanuel A. Perez	10851	7/5/2011	Additional interest on pension bonus (2005-2011)	275.77	275.77	No	N/A	
125	Luisa G. Morales	10855	7/5/2006	Additional interest on pension bonus (2005-2011)	75.39	75.39	No	N/A	
126	Erlinda C. Valiente	10857	7/5/2007	Additional interest on pension bonus (2005-2011)	183.61	183.61	No	N/A	
127	Norma Sol V. Yanson	10869	7/5/2006	Additional interest on pension bonus (2005-2011)	187.95	187.95	No	N/A	
128	Miralyn M. Molaneda	10890	7/19/2006	Additional interest on pension bonus (2005-2011)	189.95	189.95	No	N/A	
129	Lorena J. Villanueva	10944	7/19/2006	Additional interest on pension bonus (2005-2011)	374.90	374.90	No	N/A	
130	Philemon O. Organo	10947	7/23/2007	Additional interest on pension bonus (2005-2011)	100.77	100.77	No	N/A	
131	Teddy A. Irena	10959	7/20/2006	Additional interest on pension bonus (2005-2011)	257.75	257.75	No	N/A	
132	Alicia R. Santos	10972	10/9/2006	Additional interest on pension bonus (2005-2011)	530.65	530.65	No	N/A	
133	Melanie S. Chua	10986	7/30/2011	Additional interest on pension bonus (2005-2011)	191.38	191.38	No	N/A	
134	Maria Sylvia L. Cruz	11009	8/1/2011	Additional interest on pension bonus (2005-2011)	315.78	315.78	No	N/A	
135	Rickzon F. Umali	11042	8/8/2006	Additional interest on pension bonus (2005-2011)	175.94	175.94	No	N/A	
136	Sonny G. Ang	11077	8/13/2011	Additional interest on pension bonus (2005-2011)	220.37	220.37	No	N/A	
137	Rosario G. Comia	11085	8/15/2006	Additional interest on pension bonus (2005-2011)	397.57	397.57	No	N/A	
138	Tita P. Huddleston	11091	8/15/2011	Additional interest on pension bonus (2005-2011)	300.91	300.91	No	N/A	
139	Riza M. Del Mundo	11098	8/15/2011	Additional interest on pension bonus (2005-2011)	315.98	315.98	No	N/A	
140	Henry B. Bentir	11109	8/17/2011	Additional interest on pension bonus (2005-2011)	312.95	312.95	No	N/A	
141	John Darry A. Lim	11121	8/23/2006	Additional interest on pension bonus (2005-2011)	59.64	59.64	No	N/A	
142	Douglas R. Cunanan	11148	8/31/2011	Additional interest on pension bonus (2005-2011)	1,560.07	1,560.07	No	N/A	
143	Loriza E. Dagdag	11185	9/5/2011	Additional interest on pension bonus (2005-2011)	356.91	356.91	No	N/A	
144	Ma. Celsa Gregoria Paula A. Pascua	11217	9/16/2006	Additional interest on pension bonus (2005-2011)	241.50	241.50	No	N/A	
145	Ma. Teresa S. Pamintuan	11232	9/19/2011	Additional interest on pension bonus (2005-2011)	353.58	353.58	No	N/A	
146	Recuerdo J. Santiago	11248	9/24/2011	Additional interest on pension bonus (2005-2011)	41.62	41.62	No	N/A	
147	Aurora C. Javier	11254	9/24/2011	Additional interest on pension bonus (2005-2011)	348.15	348.15	No	N/A	
148	Fernando N. Pangga	11255	9/24/2011	Additional interest on pension bonus (2005-2011)	353.70	353.70	No	N/A	
149	Virginia S. Balinas	11257	9/24/2007	Additional interest on pension bonus (2005-2011)	65.91	65.91	No	N/A	
150	Maria Ellen D. Chua	11265	9/26/2006	Additional interest on pension bonus (2005-2011)	482.38	482.38	No	N/A	
151	Eliza B. Loyao	11270	9/28/2006	Additional interest on pension bonus (2005-2011)	335.62	335.62	No	N/A	
152	Redempta G. Vergara	11301	10/9/2006	Additional interest on pension bonus (2005-2011)	718.24	718.24	No	N/A	
153	Redempta G. Vergara	11302	10/9/2006	Additional interest on pension bonus (2005-2011)	520.29	520.29	No	N/A	
154	James C. Sy	11344	10/16/2011	Additional interest on pension bonus (2005-2011)	386.39	386.39	No	N/A	
155	Merlyn P. Espirituoso	11691	11/6/2006	Additional interest on pension bonus (2005-2011)	289.59	289.59	No	N/A	
156	Adoracion C. Gonzaga	11795	11/21/2011	Additional interest on pension bonus (2005-2011)	235.36	235.36	No	N/A	
157	Alexander J. Lazona	11828	11/29/2011	Additional interest on pension bonus (2005-2011)	385.70	385.70	No	N/A	
158	Redempta E. Cawaling	11866	12/14/2006	Additional interest on pension bonus (2005-2011)	359.47	359.47	No	N/A	
159	Maximo M. Bayno	11876	12/20/2005	Additional interest on pension bonus (2005-2011)	586.99	586.99	No	N/A	
160	Amador T. De Leon	11945	1/15/2007	Additional interest on pension bonus (2005-2011)	664.84	664.84	No	N/A	
161	Anna Lissa M. Guinto	12034	2/3/2007	Additional interest on pension bonus (2005-2011)	706.62	706.62	No	N/A	
162	Gloria D. Bautista	12093	2/19/2007	Additional interest on pension bonus (2005-2011)	703.25	703.25	No	N/A	
163	Sylvia A. Palugod	12144	2/26/2009	Additional interest on pension bonus (2005-2011)	329.86	329.86	No	N/A	
164	Rafael R. Buenaventura	12147	2/27/2007	Additional interest on pension bonus (2005-2011)	709.36	709.36	No	N/A	
165	Erlinda B. Franco	12192	11/28/2007	Additional interest on pension bonus (2005-2011)	226.84	226.84	No	N/A	
166	Romancito S. Romano	12288	3/26/2007	Additional interest on pension bonus (2005-2011)	371.78	371.78	No	N/A	
167	Apolinario G. Lacanilao	12424	4/13/2007	Additional interest on pension bonus (2005-2011)	391.23	391.23	No	N/A	
168	Quennie D. Solomon	12500	4/25/2007	Additional interest on pension bonus (2005-2011)	83.79	83.79	No	N/A	
169	Rogelio E. Encarnacion	12607	4/29/2007	Additional interest on pension bonus (2005-2011)	166.64	166.64	No	N/A	
170	Benjamin D. Tejada	12654	5/8/2007	Additional interest on pension bonus (2005-2011)	321.56	321.56	No	N/A	
171	Isabelito R. De Guzman	12773	5/20/2007	Additional interest on pension bonus (2005-2011)	98.36	98.36	No	N/A	
172	Ann Ng	12862	5/25/2007	Additional interest on pension bonus (2005-2011)	96.47	96.47	No	N/A	
173	Ana Meren T. Bersamin-Tan	12879	5/25/2007	Additional interest on pension bonus (2005-2011)	19.41	19.41	No	N/A	
174	Aniceto M. Noguera	12890	9/18/2007	Additional interest on pension bonus (2005-2011)	437.65	437.65	No	N/A	
175	Myrna C. Arce	13453	8/1/2007	Additional interest on pension bonus (2005-2011)	87.42	87.42	No	N/A	
176	Avelina C. Alberastine	13488	8/5/2007	Additional interest on pension bonus (2005-2011)	361.02	361.02	No	N/A	
177	Prescilla D. Acob	13528	8/12/2007	Additional interest on pension bonus (2005-2011)	349.26	349.26	No	N/A	
178	Albert M. Ortega	13602	8/19/2007	Additional interest on pension bonus (2005-2011)	552.59	552.59	No	N/A	
179	Luis B. Otero	13767	4/10/2020	Additional interest on pension bonus (2005-2011)	180.53	180.53	No	N/A	
180	Merlo D. Mañalac	14081	9/29/2007	Additional interest on pension bonus (2005-2011)	142.82	142.82	No	N/A	
181	Merlo D. Mañalac	14082	9/29/2007	Additional interest on pension bonus (2005-2011)	107.12	107.12	No	N/A	
182	Merlo D. Mañalac	14082	9/29/2007	Additional interest on pension bonus (2005-2011)	107.12	107.12	No	N/A	
183	Lavyrano R. Reyes	14838	1/21/2008	Additional interest on pension bonus (2005-2011)	542.47	542.47	No	N/A	
184	Emerita C. Hernandez	14911	2/10/2008	Additional interest on pension bonus (2005-2011)	906.64	906.64	No	N/A	
185	Maria Eloisa C. Gelomio	14988	3/8/2008	Additional interest on pension bonus (2005-2011)	38.57	38.57	No	N/A	
186	Filomena S. San Juan	15558	6/25/2008	Additional interest on pension bonus (2005-2011)	867.24	867.24	No	N/A	
187	Juan A. Veruasa Jr.	15566	6/28/2008	Additional interest on pension bonus (2005-2011)	179.97	179.97	No	N/A	
188	Melinda Y. De Guzman	15663	7/12/2008	Additional interest on pension bonus (2005-2011)	208.93	208.93	No	N/A	
189	Henry Villanueva	15664	7/11/2008	Additional interest on pension bonus (2005-2011)	204.17	204.17	No	N/A	
190	Lailani Q. Whittle	15703	7/12/2008	Additional interest on pension bonus (2005-2011)	103.90	103.90	No	N/A	
191	Lourdes M. Cosare	15997	8/11/2008	Additional interest on pension bonus (2005-2011)	136.62	136.62	No	N/A	
192	Nenita T. Villante	16019	8/14/2008	Additional interest on pension bonus (2005-2011)	123.37	123.37	No	N/A	
193	Nenita T. Villante	16030	8/14/2008	Additional interest on pension bonus (2005-2011)	123.37	123.37	No	N/A	
194	Jun L. Clarito	16226	9/6/2008	Additional interest on pension bonus (2005-2011)	255.55	255.55	No	N/A	
195	Wilbert L. Clarito	16300	9/4/2008	Additional interest on pension bonus (2005-2011)	374.06	374.06	No	N/A	
196	Eddrodrin E. Leynes	16324	1/13/2007	Additional interest on pension bonus (2005-2011)	180.79	180.79	No	N/A	
197	Lailani Q. Whittle	16594	10/30/2008	Additional interest on pension bonus (2005-2011)	143.49	143.49	No	N/A	
198	Estelita H. Menes	16732	11/15/2008	Additional interest on pension bonus (2005-2011)	301.30	301.30	No	N/A	
199	Reynaldo M. Lisbo	16733	11/15/2008	Additional interest on pension bonus (2005-2011)	155.61	155.61	No	N/A	
200	Reynaldo M. Lisbo	16734	11/15/2008	Additional interest on pension bonus (2005-2011)	155.61	155.61	No	N/A	
201	Arturo M. Llamas Jr.	17178	1/31/2009	Additional interest on pension bonus (2005-2011)	606.33	606.33	No	N/A	
202	Charlie Gaw	17267	2/14/2009	Additional interest on pension bonus (2005-2011)	232.61	232.61	No	N/A	
203	Apollo T. Lucido	17334	3/7/2009	Additional interest on pension bonus (2005-2011)	30.26	30.26	No	N/A	
204	Apollo T. Lucido	17335	3/7/2009	Additional interest on pension bonus (2005-2011)	30.26	30.26	No	N/A	
205	Evangelina C. Avila	17391	3/23/2009	Additional interest on pension bonus (2005-2011)	123.55	123.55	No	N/A	
206	Eugenia A. Bonifacio	17499	6/19/2010	Additional interest on pension bonus (2005-2011)	117.11	117.11	No	N/A	
207	Rosalinda T. Delos Santos	17539	10/15/2009	Additional interest on pension bonus (2005-2011)	201.81	201.81	No	N/A	
208	Angeline P. Chung	17549	5/6/2009	Additional interest on pension bonus (2005-2011)	105.99	105.99	No	N/A	
209	Louie N. Poa	17750							

ANNUAL STATEMENT for the Year Ended December 31, 2024 of CITYPLANS, INCORPORATED

SCHEDULE 7 - PLANHOLDERS' BENEFITS PAYABLE

*Name of Planholder	Contract Number	Maturity Date	Nature of Account	Balance Previous Year	Balance Current Year	Withdrawn? (Yes/No)	If withdrawn, specify bank / account number	Remarks
(1)	(2)	(3)	(4)	(5)	(6)	(7)	(8)	(9)
210	Leoncio G. Valera	18132	5/29/2006	Additional interest on pension bonus (2005-2011)	61.45	61.45	No	N/A
211	Elsie C. Recasa	18174	3/3/2010	Additional interest on pension bonus (2005-2011)	286.40	286.40	No	N/A
212	Fay V. Romano	18375	2/24/2007	Additional interest on pension bonus (2005-2011)	439.59	439.59	No	N/A
213	Edwin D. Sta. Juana	18516	6/7/2005	Additional interest on pension bonus (2005-2011)	360.13	360.13	No	N/A
214	Rosario M. Orogan	18584	7/4/2005	Additional interest on pension bonus (2005-2011)	112.41	112.41	No	N/A
215	Laura S. Ison	19000	9/29/2010	Additional interest on pension bonus (2005-2011)	72.23	72.23	No	N/A
216	Margarita B. Marcelo	19123	9/14/2006	Additional interest on pension bonus (2005-2011)	432.17	432.17	No	N/A
217	Imelda L. Sandoval	19257	3/14/2006	Additional interest on pension bonus (2005-2011)	252.25	252.25	No	N/A
218	Avis M. Navarro	19286	1/16/2006	Additional interest on pension bonus (2005-2011)	205.07	205.07	No	N/A
219	Manuel P. Mejorada II	19287	1/17/2006	Additional interest on pension bonus (2005-2011)	425.05	425.05	No	N/A
220	Wilfredo M. Manubay	19374	2/22/2011	Additional interest on pension bonus (2005-2011)	74.44	74.44	No	N/A
221	Emiliano C. Bautista	19479	4/1/2006	Additional interest on pension bonus (2005-2011)	129.38	129.38	No	N/A
222	Rora Liza R. Bofill	19516	4/26/2011	Additional interest on pension bonus (2005-2011)	64.96	64.96	No	N/A
223	Illuminado S. Rubio	19567	2/7/2007	Additional interest on pension bonus (2005-2011)	270.69	270.69	No	N/A
224	Lornalie J. Gertos	19610	6/24/2011	Additional interest on pension bonus (2005-2011)	68.93	68.93	No	N/A
225	Jorge D. De Ramos	19652	8/20/2011	Additional interest on pension bonus (2005-2011)	40.59	40.59	No	N/A
226	Lalano D. Badoy Jr.	19710	5/6/2007	Additional interest on pension bonus (2005-2011)	404.90	404.90	No	N/A
227	Kenneth Narciso S. Go	19754	8/28/2007	Additional interest on pension bonus (2005-2011)	108.39	108.39	No	N/A
228	Rey Antonio G. Maclang	19800	2/23/2008	Additional interest on pension bonus (2005-2011)	66.77	66.77	No	N/A
229	Julieth P. Benson	20266	8/27/2011	Additional interest on pension bonus (2005-2011)	0.72	0.72	No	N/A
230	Michelle A. Cabusco	14423	2/17/2013	Staled Checks & Hold Monthly Pension	121,803.77	127,803.77	No	N/A
231	Teresa Avendaño	14936	5/6/2013	Staled Check	106,512.36	106,512.36	No	N/A
232	Antonio G. Sevilla Jr.	15538	6/23/2013	Staled Checks & Hold Monthly Pension	132,171.21	144,171.21	No	N/A
233	Daniel Hipolito B. Reyes	15711	7/12/2013	Hold Monthly Pension	132,123.56	144,123.56	No	N/A
234	Gemini I. Baello	12829	5/24/2011	Staled Check - Additional pension bonus	163.57	163.57	No	N/A
235	Elvira Ikitan	15617	7/8/2013	Staled Check - per cv 439	74,699.94	74,699.94	No	N/A
236	Maria Cristina P. Deem	16447	10/1/2013	Staled Checks & Hold Monthly Pension	129,017.87	141,017.87	No	N/A
237	Marites G. Reyes	16615	10/30/2013	Staled Checks & Hold Monthly Pension	90,056.67	-	No	N/A
238	Kizzy Ann R. Juanitez	17362	3/17/2014	Staled Check- Unclaimed MV & Pension Bonus	104,247.14	104,247.14	No	N/A
239	Various Planholders			(2012 & 2013 & 2021)	20,277.32	19,378.32	No	N/A
240	Various Planholders			Add'l interest on pension bonus-Matured Plans (2014)	1,058.50	1,058.50	No	N/A
241	Anselma B. Amanda	18178	11/7/2014	Staled Checks & Hold Monthly Pension	1,000.00	-	No	N/A
242	Lailani Incarnacion A. David	17922	8/1/2014	Hold Monthly Pension	82,177.97	90,577.97	No	N/A
243	Racquel M. Manuel	18276	1/5/2015	Staled Checks & Hold Monthly Pension	78,196.21	86,596.21	No	N/A
244	Edwin C. Yee	18745	8/1/2015	Hold Monthly Pension	218,662.84	242,662.84	No	N/A
245	Antonio E. De Guzman Jr.	10656	5/24/2016	Set up of benefits payable	50,773.65	56,773.65	No	N/A
246	Cecilia M. Capote	17830	7/6/2019	Staled Checks - Remaining Termination Values	9,396.03	9,396.03	No	N/A
247	Soledad F. Tugano	19891	7/9/2021	Staled Checks - Remaining Termination Values	5,149.40	5,149.40	No	N/A
248	Emelina B. Santos	20399	12/26/2026	Staled check - payment of termination values	2,051.67	2,051.67	No	N/A
249	Anselma B. Amada	18178	11/7/2014	Set up benefits payable	-	1,000.00	No	N/A
250	Fernando B. Villegas Jr.	10801	6/29/2016	Staled check - MV & pension bonus	117,205.36	117,205.36	No	N/A
251	Rosalie A. Taguinod	18886	9/16/2015	Hold Monthly Pension	152,937.19	-	No	N/A
252	Aurea B. De Felipe	20591	8/29/2016	Set up of benefits payable	37,083.63	42,083.67	No	N/A
253	Neves C. Balbin	10347	4/5/2017	Set up of benefits payable	89,089.22	101,089.22	No	N/A
254	Dominador R. Sanchez	14341	1/24/2018	Set up of benefits payable	83,911.85	97,111.85	No	N/A
255	Rex David Derecto	10767	6/25/2018	Set up of benefits payable	44,550.37	51,750.37	No	N/A
256	Jerome S. David	20592	8/29/2018	Set up of benefits payable	54,166.45	64,166.41	No	N/A
257	Jaime M. Bantilo	17395	3/23/2019	Staled check - MV & pension bonus	113,015.66	113,015.66	No	N/A
258	Norbita M. Biag	10763	6/25/2019	Set up of benefits payable & staled check	55,329.10	66,129.10	No	N/A
259	Manuel L. Gonzales	10861	7/5/2019	Set up of benefits payable & staled check	24,166.32	28,966.32	No	N/A
260	Marie Kimberly S. Perez	17827	7/5/2019	Set up of benefits payable & staled check	87,539.10	94,139.10	No	N/A
261	Maria Crizelda S. Lukban	14566	8/25/2019	Set up of benefits payable & staled check	57,292.60	-	No	N/A
262	Elvira B. Vitug	17930	8/1/2019	Set up of benefits payable & staled check	154,037.30	154,037.30	No	N/A
263	Jeoffrey A. Lo	20505	8/23/2019	Staled Check- Maturity Value	50,000.00	50,000.00	No	N/A
264	Alzor C. Tapia	11810	11/26/2011	Set up of benefits payable & staled check	53,000.00	65,000.00	No	N/A
265	Jennifer Aileen S. Cortez	20551	2/19/2015	Staled Check- Unclaimed MV & Pension Bonus	54,000.00	66,000.00	No	N/A
266	Lilian S. Cortez	10979	7/26/2011	Staled Checks & Hold Monthly Pension	37,800.00	46,200.00	No	N/A
267	Alfred Bryan S. Vicencio	20550	1/21/2020	Set up of benefits payable & staled check	24,000.00	30,000.00	No	N/A
268	Danao B. Afuang	10746	6/25/2026	Staled Check- Termination Value	24,185.83	24,185.83	No	N/A
269	Cheryl M. Zamora	10769	6/25/2020	Set up of benefits payable & staled check	43,903.87	-	No	N/A
270	Rosalie A. Taguinod	18885	9/16/2020	Set up of benefits payable	208,053.22	-	No	N/A
271	Noel V. Pondevida	18875	9/14/2020	Set up of benefits payable	111,713.18	111,713.18	No	N/A
272	Agnes C. Llamas	10176	11/28/2020	Set up of benefits payable	208,855.89	208,855.89	No	N/A
273	Mark Andrew V. Tingin	12167	2/28/2020	Set up of benefits payable	10,575.17	10,575.17	No	N/A
274	Purita M. Arceo	20003	10/18/2019	take up staled check- July 2021	-	500.00	No	N/A
275	Noriel M. Baldoz	11522	10/14/2021	Unclaimed check - JV#212120027	103,517.71	103,517.71	No	N/A
276	Mary Victoria E. Ditona	13109	6/29/2022	Hold Monthly Pension	107,580.43	167,580.43	No	N/A
277	Melita P. Bawaan	12613	4/29/2022	Hold Monthly Pension	12,082.13	18,082.13	No	N/A
278	Melchor B. Sosing	13171	7/14/2022	Hold Monthly Pension	20,941.15	-	No	N/A
279	Mary Joy J. Enriquez	20379	8/2/2022	Hold Monthly Pension	10,203.83	17,403.83	No	N/A
280	Marysol L. Espartero	19880	9/1/2023	Hold Monthly Pension	2,100.00	11,488.27	No	N/A
281	Maribel B. Abulencia	18158	10/20/2024	Set up benefits payable for the 1st mo. pension and pension bonus	-	8,697.61	No	N/A
282	Various planholders			Unreleased check as of year end	2,988.27	1,066,490.41	No	N/A
	Sub-total				5,078,540.65	5,956,371.54		
	Total - Pension Plan				5,078,540.65	5,956,371.54		
	EDUCATION PLAN:							
	A. Old Basket (SEC)							
	1							
	2	N/A						
	3							
	Sub-total				-	-		
	B. New Basket (IC)							
	1							
	2	N/A						
	3							
	Sub-total				-	-		
	Total - Education Plan				-	-		
	Grand Total				5,078,540.65	5,956,371.54		

ANNUAL STATEMENT for the Year Ended December 31, 2024 of CITYPLANS, INCORPORATED

SCHEDULE 8 - PLANHOLDERS' DEPOSITS

*Name of Planholder		Nature of Account	Contract Number	Balance of Previous Year	Received During the Year	Refunded During the Year	Balance Current Year	Where kept?
(1)	(2)	(3)	(4)	(5)	(6)	(7 = 4+5-6)	(8)	
1	Rogelio T. Gabriel	Planholders'deposit	N/A	285.00	-	-	285.00	UBP
2	Eddison Marrique	Planholders'deposit	N/A	105.00			105.00	UBP
3	Leonor Gile	Planholders'deposit	N/A	285.00			285.00	UBP
4	Bryan Tan	Planholders'deposit	N/A	285.00			285.00	UBP
5	Maricel Gonzales	Planholders'deposit	N/A	199.00			199.00	UBP
6	Roda Lorenzo	Planholders'deposit	N/A	105.00			105.00	UBP
7	Ashiv Taneo	Planholders'deposit	N/A	105.00			105.00	UBP
8	M. Najera	Planholders'deposit	N/A	209.00			209.00	UBP
9	Arnel Manuel	Planholders'deposit	N/A	105.00			105.00	UBP
10	Herminia C. Castro	Planholders'deposit	N/A	235.00			235.00	UBP
	Sub-total			1,918.00			1,918.00	
11	Corazon M. Cabug	Planholders' deposit-others	18775	225.25			225.25	UBP
12	Ma. Beatruz L. Cagampang	Planholders' deposit-others	20624	72.35			72.35	UBP
13	Orlando M. Sales	Planholders' deposit-others	20615	562.20			562.20	UBP
14	Thomas Wayne L. Davis	Planholders' deposit-others	20335	424.00			424.00	UBP
	Sub- total			1,283.80			1,283.80	
GRAND TOTAL				3,201.80	-	-	3,201.80	

ANNUAL STATEMENT for the Year Ended December 31, 2024 of CITYPLANS, INCORPORATED

SCHEDULE 9 - COUNSELORS' BOND RESERVE

Name of Sales Counselor/ Agent		Status of Sales Counselor/ Agent (Active/Inactive)	Balance of Previous Year	Received During the Year	Refunded During the Year	Balance Current Year
(1)		(2)	(3)	(4)	(5)	(6= 3+4-5)
1	Jeannet P. Ong	Inactive	822.30	-	-	822.30
2	Vicente Acebedo	Inactive	1,253.00	-	-	1,253.00
3	Wilfredo L. Mamerga	Inactive	658.00	-	-	658.00
GRAND TOTAL			2,733.30	-	-	2,733.30

ANNUAL STATEMENT for the Year Ended December 31, 2024 of CITYPLANS, INCORPORATED

SCHEDULE 10 - ACCOUNTS/NOTES PAYABLE

*Name of Creditor		Nature of Account	Balance Previous Year	Balance of Current Year	Remarks
(1)		(2)	(3)	(4)	(5)
Notes Payable					
1					
2	NONE				
3					
Sub-total			-	-	
Accounts Payable*					
1	Various	Others	104,161.92	46,520.85	
2	Various	Staled Checks	447,886.61	423,536.39	
3	Various RE Clients	Registration Expenses	1,286,411.88	791,196.86	
4	Various RE Clients	Meter Deposit Refund	321,166.29	321,166.29	
5	Various RE Clients	Advance RET Payments	23,609.59	602.92	
6	Various RE Clients	RE Refund	116,218.96	58,885.44	
7	Various RE Clients	Tax Declaration	2,850.00	2,850.00	
8	Various RE Clients	Advance RET Refund	-	-	
9	Medicare	Balance Payable	504.98	680.65	
10	SSS	Balance Payable	1,147.50	1,215.00	
11	Pag-ibig Fund	Balance Payable	100.00	200.00	
12	Various Clients	Dividends Payable	-	877.86	
13	Various RE Clients	Meter Deposit	77,281.63	77,281.63	
14	Various RE Clients	Rental Deposit	6,888.67	6,888.67	
15	Various RE Clients	Reservation Fee	98,030.00	31,490.00	
16	Various RE Clients	Security Deposit	1,562,085.00	1,532,627.10	
17	Various RE Clients	Customers' Deposit	190,605.00	469,200.00	
18	Various RE Clients	Unaccounted deposits	10,988.00	12,388.00	
Sub-total			4,249,936.03	3,777,607.66	
Due to Related Party					
1	Cityland Development Corporation	Sharing of expenses	1,883,385.81	292,455.24	
2	Cityland Inc	Sharing of expenses	732,462.79	125,617.38	
3	City & Land Developers, Incorporated	Sharing of expenses	493,809.71	66,737.94	
Sub-total			3,109,658.31	484,810.56	
GRAND TOTAL			7,359,594.34	4,262,418.22	

*Please refer to the additional attachment

CONTENTS

ANNUAL STATEMENT for the Year Ended December 31, 2024 of CITYPLANS, INCORPORATED

SCHEDULE 11 - TAXES PAYABLE

*Particulars (1)	Nature of Account (2)	Balance Previous Year (3)	Incurred			Input Vat During the Year (7)	Payments During the Year (8)	Balance of Current Year (9 = 3+6-7-8)	Remarks (10)
			Taxable Base (4)	Rate (5)	Amount (6 = 4*5)				
1	Value-Added Taxes Payable	258,747.52	5,823,672.50	12%	698,840.64	165,840.04	677,303.06	114,445.06	
2	Withholding Tax Payable	1,561.25	-	-	11,410.34	-	10,842.13	2,129.46	
3	Withholding Tax Payable	6,664.90	-	-	165,776.06	-	166,734.46	5,706.50	
4	Withholding Tax Payable	-	-	-	146.31	-	146.31	-	
TOTAL		266,973.67	5,823,672.50		876,173.35	165,840.04	855,025.96	122,281.02	

CONTENTS

Total Premium Collection

Add:

Other Income

30,165,499.59

Less:

Deposit to the Trust Fund

-

Zero Rated Sales

-

VAT Exempt Sale

24,341,827.09

Taxable Base

5,823,672.50

SUMMARY OF MONTHLY COLLECTION OF PREMIUMS

Month	Premiums	Value Added Tax	Documentary Stamp Tax	Other Taxes	Total
January	-	-	-	-	-
February	-	-	-	-	-
March	N	O	N	E	-
April	-	-	-	-	-
May	-	-	-	-	-
June	-	-	-	-	-
July	-	-	-	-	-
August	-	-	-	-	-
September	-	-	-	-	-
October	-	-	-	-	-
November	-	-	-	-	-
December	-	-	-	-	-
TOTAL	-	-	-	-	-

ANNUAL STATEMENT for the Year Ended December 31, 2024 of CITYPLANS, INCORPORATED

SCHEDULE 11 - TAXES PAYABLE

SUMMARY OF MONTHLY COLLECTION OF OTHER INCOME									
Month	Nature	Other Income							
January	Downpayment, Amortization, Rental income, Others	6,149,927.55							
February									
March									
April	Downpayment, Amortization, Rental income, Others	6,266,937.74							
May									
June									
July	Downpayment, Amortization, Rental income, Others	6,490,872.48							
August									
September									
October	Downpayment, Amortization, Rental income, Others	11,257,761.82							
November									
December									
TOTAL		30,165,499.59							

ANNUAL STATEMENT for the Year Ended December 31, 2024 of CITYPLANS, INCORPORATED

SCHEDULE 12- ACCRUED EXPENSES

*Name of Creditor		Nature / Description of Account	Balance Previous Year	Balance of Current Year	Remarks
(1)		(2)	(3)	(4)	(5)
A	Accrued Insurance				
	<i>Itemize the accounts</i>				
	United Coconut Planters Life Assurance Co.	Insurance Premium	536.37	289.84	
B	Accrued Salaries				
	<i>Itemize the accounts</i>				
	SSS, Medicare, Pag-ibig	Contribution	3,057.48	3,475.65	
	Employee	Unused Leave	9,529.00	10,458.00	
C	Accrued services				
	<i>Itemize the accounts</i>				
	SGV & Co.	Audit Fee	42,000.00	-	no accruals for year 2024.
	TOTAL		55,122.85	14,223.49	

ANNUAL STATEMENT for the Year Ended December 31, 2024 of CITYPLANS, INCORPORATED

SCHEDULE 13 - OTHER LIABILITIES

*Name of Creditor		Nature / Description of Account	Balance Previous Year	Balance of Current Year	Remarks
(1)		(2)	(3)	(4)	(5)
1	C. Nicolas	HDC PRM - Unit 0448	7,700.00	7,700.00	
2	Various Clients	HDC	27,800.00	27,800.00	
3	Various Clients	Deferred Credit RET	29,273.34	19,756.79	
4	BIR	Deferred Tax Liabilities	4,009,508.87	4,289,448.29	
5	Employees	Net Retirement Liability	17,451.00	19,386.00	
TOTAL			4,091,733.21	4,364,091.08	

ANNUAL STATEMENT for the Year Ended December 31, 2024 of CITYPLANS, INCORPORATED

SCHEDULE 14 - STOCKHOLDERS' EQUITY

Authorized Capital Stock: Number of Shares - 200,000,000 ; Amount - P 200,000,000

	Name of Stockholder	Citizenship	Number of Shares	Par Value per Share	Subscribed Capital	Percentage of Ownership	Subscription Receivable	Paid-up Capital Stock		Additional Paid-in Capital	Deposit for Future Subscription	Contingency Surplus	Dividends Paid During the Year (net of tax)	Dividends Payable Current Year (net of tax)
								Common	Preferred					
	(1)	(2)	(3)	(4)	(5)	(6)	(7)	(8)	(9)	(10)	(11)	(12)	(13)	(14)
1	Cityland Development Corporation	Filipino	143,594,863.00	1	143,594,863.00	91%	-	143,594,863.00	-	-	-	-	12,061,968.83	-
2	Cityland, Inc.	Filipino	14,512,716.00	1	14,512,716.00	9%	-	14,512,716.00	-	-	-	-	1,219,068.14	-
3	Peter S. Dee	Filipino	5,805.00	1	5,805.00	0%	-	5,805.00	-	-	-	-	438.86	-
4	Mabini L. Juan	Filipino	5,805.00	1	5,805.00	0%	-	5,805.00	-	-	-	-	-	438.86
5	Vicente T. Paterno	Filipino	5,805.00	1	5,805.00	0%	-	5,805.00	-	-	-	-	-	438.86
6	Wilfred S. Tiu	Filipino	1.00	1	1.00	0%	-	1.00	-	-	-	-	-	0.07
7	Jefferson C. Roxas	Filipino	1.00	1	1.00	0%	-	1.00	-	-	-	-	-	-
8	Josef C. Gohoc	Filipino	1.00	1	1.00	0%	-	1.00	-	-	-	-	-	-
9	Joel C. Gohoc	Filipino	1.00	1	1.00	0%	-	1.00	-	-	-	-	-	-
10	Ma. Victoria S. De Guzman	Filipino	1.00	1	1.00	0%	-	1.00	-	-	-	-	-	0.07
11	Emma A. Choa	Filipino	1.00	1	1.00	0%	-	1.00	-	-	-	-	-	-
	Total		158,125,000.00		158,125,000.00	1.00	-	158,125,000.00	-	-	-	-	13,281,475.83	877.86

ANNUAL STATEMENT for the Year Ended December 31, 2024 of CITYPLANS, INCORPORATED

SCHEDULE 15 - TRIAL BALANCE

Account Code	Account Name	Adjusted Balance	
		Dr	Cr
(1)	(2)	(3)	(4)
100-300	Change Fund	500.00	
100-503	Cash in Bank - METBA	2,632,760.68	
100-506	Cash in Bank - METBA2 Ayala	292,465.78	
100-507	Cash in Bank - SBTC	158,340.57	
100-508	Cash in Bank - Chinabank2	19,837.42	
100-509	Cash in Bank - PSBANK2	35,162.35	
100-511	Cash in Bank - BPI2	1,276,731.81	
100-515	Cash in Bank - SBTC2	207,868.41	
100-516	Cash in Bank- BDO	4,974,206.35	
100-517	Cash in Bank- Malayan Savings Bank	29,110.88	
100-518	Cash in Bank- SBTC2 (RE)	59,974.48	
100-520	Cash In Bank- METBA2	945,738.22	
100-521	Cash in Bank- Union Bank	112,074.10	
105-000	Short-term Investments	150,100,000.00	
106-000	Temporary Investments	66,500,000.00	
115-101	Accounts Receivable - CDC	2,236.83	
115-105	Accounts Receivable - CLDI	986.11	
115-202	Accounts Receivable - Others	2,724.03	
115-213	Accounts Receivable - Advances A/P Reg.	46,593.65	
115-216	Accounts Receivable - Interco.	2,897.21	
115-223	Accounts Receivable -RET Clients (PRM)	2,777.84	
115-224	Accounts Receivable - RET Clients(Oxford	5,356.76	
115-225	Accounts Receivable - RET Clients (WM)	3,980.76	
115-228	Accounts Receivable-Est.Reg.Exp.(PRM)	51,052.50	
115-237	Accounts Receivable-RET Clients	115,887.58	
115-239	A/R-Clients Bill Deposit Applied	3,992.92	
115-240	Accounts Receivable- Ret. check OTR	(11,010.00)	
115-400	Accrued Interest Receivable	1,608,084.68	
116-600	RIS Windsor	190,502.81	
116-800	RIS Grand Central Residences	848,034.61	
116-901	RIS - The Manila Residences Tower 2	1,742,692.38	
116-902	RIS - Grand Emerald Tower	233,190.34	
116-903	RIS - One Taft Residences	333,888.79	
116-904	RIS- Pines Peak Tower 1	1,150,141.90	
120-100	Prepaid Expenses	330,539.33	
120-104	Prepaid Insurance	2,939.66	
120-105	Prepaid Tax	370,431.10	
120-201	Input Tax - Pension	2,909.06	
120-202	Input Tax - PRM	2,824.67	
122-101	Deferred Income Tax	(4,289,448.29)	
125-102	Trust Fund - PNB	8,828,501.91	
125-109	Trust Fund - UBP	26,387,501.22	
126-100	Insurance Premium Fund	100,000.00	
127-001	A/R- RET Bad Debts (C21)	(2,777.84)	
131-500	Rec.from Installment Sales (LT)Windsor	566,915.36	
131-800	Rec. From Installment Sales (LT) - GCR	5,983,201.98	
131-901	Rec. from Installment Sales (LT) - TMR2	14,206,938.18	
131-902	Rec. from Installment Sales (LT) - GET	742,610.26	
131-903	Rec. from Installment Sales (LT)- PPT1	2,280,048.23	
131-904	Rec. from Installment sales (LT)- OTR	2,781,578.21	
140-101	Equity Investment at FV Through OCI-CLDI	9,332,088.80	
140-102	Equity Investment at FV Through OCI- CDC	1,973,526.60	
145-100	Investment in Real Estate Properties-GET	7,456,269.10	
145-200	Investment in Real Estate Properties-GCR	54,700,516.14	
145-300	Investment in Real Estate PropertiesTMR2	20,934,700.86	
145-400	Investment in Real Estate PropertiesMET4	7,896,671.45	
145-500	Investment in Real Estate PropertiesPPT1	11,810,088.36	
145-600	Investment in Real Estate Prop - OTR	15,064,683.47	
155-104	Allow. for Depreciation - IREP		41,942,090.35
165-101	Other Assets - PLDT	800.00	
165-300	Other Asset - Meter Deposit	64,186.19	
165-400	Other Asset - CC10 Association (Elevator	3,509.96	
166-000	Retirement Plan Asset	(19,386.00)	

ANNUAL STATEMENT for the Year Ended December 31, 2024 of CITYPLANS, INCORPORATED

SCHEDULE 15 - TRIAL BALANCE

Account Code	Account Name	Adjusted Balance	
		Dr	Cr
(1)	(2)	(3)	(4)
200-101	Accounts Payable - CDC		292,455.24
200-103	Accounts Payable - CI		125,617.38
200-105	Accounts Payable - CLDI		66,737.94
200-205	Accounts Payable - Others		46,520.85
200-206	Accounts Payable - Staled Check		423,536.39
200-210	Accounts Payable - Reg. Expenses		740,144.36
200-216	Accounts Payable - Meter Deposit Refund		321,166.29
200-217	Accounts Payable - Adv. RET payments		602.92
200-218	Accounts Payable - RE Refund		58,885.44
200-229	Accounts Payable - Tax Declaration		2,850.00
200-231	Accounts Payable - Estimated Reg.Exp.		51,052.50
200-236	A/P- unaccounted deposit BDO (RE)		12,348.00
200-238	A/P unaccounted deposit- METROBANK		40.00
200-305	Withholding Tax Payable-Rental 5% Corp.		885.27
200-310	Withholding Tax Salaries		2,129.46
200-313	Withholding Tax Payable-Supp. of Serv.2%		4,002.09
200-314	Withholding Tax Payable-Supp. of Good 1%		58.64
200-324	Withholding Tax Payable- Prof. 5% Ind		760.50
200-400	Medicare Payable		680.65
200-500	SSS Payable		1,215.00
200-600	Pag-Ibig Fund Payable		200.00
200-603	Accrued Expenses Payable		14,223.49
200-700	Dividends Payable		877.86
200-800	Taxes Payable		43,560.55
202-400	Vat Payable- 4th Quarter		70,884.51
205-109	Reservation Fee - GCR		20,790.00
205-110	Reservation Fee - PPT1		10,700.00
205-300	Rental Deposit		6,888.67
205-301	Security Deposit		1,532,627.10
205-500	Meter Deposit		77,281.63
205-602	Other Liabilities - HDC PRM		35,500.00
205-604	Customer Deposit- GCR (CPI)		469,200.00
206-500	VAT Deferred- TMR2		1,249,007.12
206-600	VAT Deferred- OTR		333,800.07
207-200	Deferred Credit RET - Oxford		633.15
207-300	Deferred Credit RET - Windsor		597.12
207-500	Deferred Credit RET- CP1 GET		382.48
207-600	Deferred Credit- RET- GCR		2,033.94
207-700	Deferred Credit- RET- TMR2		15,264.45
207-800	Deferred Credit- RET- OTR		417.79
207-900	Deferred Credit RET- PPT1		427.86
210-102	Pre-need Reserves - PNB		8,828,501.91
210-109	Pre-need Reserves - UBP		13,019,700.28
215-000	Benefits Payable		5,956,371.54
216-000	Other Reserves-Insurance Premium Reserve		35,959.55
217-000	Other Reserves-Pension Bonus		117,364.65
220-000	Planholders' Deposit		1,918.00
220-101	Planholders' Dep. - Others		1,283.80
235-102	Counselor's Bond Reserve - Agents/Sub-Ag		2,733.30
300-000	Capital Stock		158,125,000.00
315-100	RE - Unappropriated		162,661,579.71
315-200	RE - Appropriated		1,384,782.66
325-100	Unrealized FV Changes on FA at FVOCI-CPI		7,134,409.15
325-200	Unrealized FV Changes on FA at FVOCI -TF		71,320.59
330-000	Accum Remeasurement on Defined Benefit P		(356,934.23)
401-000	Adjustment in Premium Revenue	3,224,366.67	
505-000	Increase (Decrease) in Pre-need Reserves		1,923,728.87
510-001	Advertising and Promotion	18,225.00	
510-005	Insurance - Pensionholder	629.77	
510-008	Doc. Stamp Tax, SEC and IC Fees	151,500.00	
515-005	Insurance	3,314.36	
515-006	Membership & Subscription Dues	890,788.59	
515-007	Communication	36,760.12	

ANNUAL STATEMENT for the Year Ended December 31, 2024 of CITYPLANS, INCORPORATED

SCHEDULE 15 - TRIAL BALANCE

Account Code	Account Name	Adjusted Balance	
		Dr	Cr
(1)	(2)	(3)	(4)
515-008	Power, Light & Water	114,944.30	
515-009	Professional Fees	308,032.03	
515-010	Rental	260,534.48	
515-011	Repairs and Maintenance	85,305.67	
515-012	Entertainment, Amusement & Recreation	615.73	
515-013	Retirement Fund Contribution	10,286.00	
515-014	Salaries and Wages	1,560,474.33	
515-015	Security, Messengerial & Janitorial	263,596.15	
515-016	SSS/Medicare/ECC/Pag-Ibig	142,206.20	
515-017	Staff Benefits	511,976.01	
515-018	Staff Benefits - Non-Taxable	297,541.44	
515-019	Staff Development	129,333.44	
515-020	Stationery and Office Supplies	16,621.31	
515-021	Transportation and Travel	19,862.36	
515-023	Miscellaneous Expense - Bank Charges	6,070.00	
515-024	Miscellaneous Expense - Meals	5,099.39	
515-025	Miscellaneous Expense - Others	59,489.52	
515-026	Taxes and Licenses	934,411.20	
515-027	Advertising and Promotion	14,451.87	
515-028	Staff Benefits - Commission	653,261.67	
515-029	Services and Discount - Referral	10,400.00	
515-033	Depreciation Expense - IREP (GET)	298,250.64	
515-034	Miscellaneous Expense - CPI (notax)	76.28	
515-035	Depreciation Expense - IREP (MET IV)	315,866.88	
515-043	Staff Development- HMO	9,133.17	
515-044	Misc. Expense- Bad Debts	2,777.84	
515-045	Broker's Commission - (GCR)	79,970.00	
515-050	Amortization of O.A. - Elevator	702.12	
515-051	Depreciation Expense - IREP (GCR)	2,188,020.72	
515-052	Depreciation Expense - IREP (TMR2)	898,006.54	
515-055	Depreciation Expense - IREP (PPT1)	472,403.52	
515-057	Rent Expense - TMR2 (Sales office)	4,139.29	
515-058	Depreciation Expense- IREP (OTR)	615,405.75	
515-100	Restoration Expense	150,167.63	
520-100	Provision for Income Tax - Deferred	277,851.67	
520-200	Provision for Income Tax - Current	1,854,708.28	
520-300	Provision for Income Tax - Final Tax	2,713,952.33	
600-102	Trust Fund Income - PNB		190,880.96
600-107	Trust Fund Income - UBP		(518,262.08)
600-210	Interest Income - Savings		7,124.33
600-220	Interest Income - Money Market		13,562,637.30
600-230	Dividend Income		602,296.78
600-270	Interest Income - Taxable		3,606,919.55
600-288	Rental Income- OTR Non-vat		1,306,420.00
600-291	Rental Income - GET Non-Vat		321,170.00
600-297	Rental Income - TMR2 (CPI) NVAT		1,440,571.88
600-298	Rental Income GCR (Non-Vat)		3,216,532.95
600-299	Rental Income - Non-VAT (PPT1)		(14,932.74)
600-307	GPCS - The Manila Residences Tower 2		2,599,187.20
600-309	GPCS- One Taft Residences		1,836,385.24
600-409	RGP - The Manila Residences Tower 2		3,616,134.48
600-410	RGP - One Taft Residences		1,879,135.51
600-504	Miscellaneous Income - RET		24,929.08
600-505	Miscellaneous Income - Others		(8,889.71)
600-506	Miscellaneous Income - Windsor		2,479.46
600-510	Miscellaneous Income - OS RE		82.15
600-512	Miscellaneous Income _ Restoration		5,563.16
600-517	Miscellaneous Income-Office Supplies C55		5,357.14

ANNUAL STATEMENT for the Year Ended December 31, 2024 of CITYPLANS, INCORPORATED

SCHEDULE 15 -TRIAL BALANCE

Account Code	Account Name	Adjusted Balance	
		Dr	Cr
(1)	(2)	(3)	(4)
600-519	Miscellaneous Income-Office Supp. C36		5,357.14
600-527	Misc. Income - Office Supplies (CP3)		10,714.28
600-529	Miscellaneous Income - Meralco Refund		13,600.19
600-534	Miscellaneous Income - GCR (CP3)		121,169.65
600-535	Miscellaneous Income-Office Supplies CP4		21,428.56
600-537	Misc. Income - Office Supplies CP6		5,357.14
602-201	Other Income-Sharing of Expenses		49,605.97
602-400	Other Income - Others Xerox		53.57
602-700	Other Income - TMR2 (CPI) VAT		3,638.40
602-800	Other Income - GCR		2,437.50
602-901	Other Income- OTR (CPI) VAT		799.11
		440,802,680.99	440,802,680.99

ANNUAL STATEMENT for the Year Ended December 31, 2024 of CITYPLANS, INCORPORATED

SCHEDULE 16 - RECONCILIATION BETWEEN TRIAL BALANCE, AUDITED FINANCIAL STATEMENTS (AFS) AND ANNUAL STATEMENT (AS)									
Account Title	Account Code	Per AS	Per Trial Balance	Difference on Amount in AS VS Trial Balance (3-4)	Audited Financial Statements (AFS)			Variance (AS vs AFS)	
		Amount	Amount		Account in the Face of AFS	Account in the Note of the AFS	Amount	Difference on Amount in SFP VS Audited Financial Statement	Description
(1)	(2)	(3)	(4)	(5)	(6)	(7)	(8)	(9 = (3-8))	(10)
Cash and Cash Equivalents				-	Cash and Cash Equivalents	Cash and Cash Equivalents	77,244,771.05		
Change Fund	100-300	500.00	500.00		Change Fund	Change Fund	500.00	-	
Cash in Bank - METBA	100-503	2,632,760.68	2,632,760.68		Cash in Bank - METBA	Cash in Bank - METBA	2,632,760.68	-	
Cash in Bank - METBA2 Ayala	100-506	292,465.78	292,465.78		Cash in Bank - METBA2 Ayala	Cash in Bank - METBA2 Ayala	292,465.78	-	
Cash in Bank - SBTC	100-507	158,340.57	158,340.57		Cash in Bank - SBTC	Cash in Bank - SBTC	158,340.57	-	
Cash in Bank - Chinabank2	100-508	19,837.42	19,837.42		Cash in Bank - Chinabank2	Cash in Bank - Chinabank2	19,837.42	-	
Cash in Bank - PSBANK2	100-509	35,162.35	35,162.35		Cash in Bank - PSBANK2	Cash in Bank - PSBANK2	35,162.35	-	
Cash in Bank - BPI2	100-511	1,276,731.81	1,276,731.81		Cash in Bank - BPI2	Cash in Bank - BPI2	1,276,731.81	-	
Cash in Bank - SBTC2	100-515	207,868.41	207,868.41		Cash in Bank - SBTC2	Cash in Bank - SBTC2	207,868.41	-	
Cash in Bank - BDO	100-516	4,974,206.35	4,974,206.35		Cash in Bank - BDO	Cash in Bank - BDO	4,974,206.35	-	
Cash in Bank- Malayan Savings Bank	100-517	29,110.88	29,110.88		Cash in Bank- Malayan Savings Bank	Cash in Bank- Malayan Savings Bank	29,110.88	-	
Cash in Bank- SBTC2 (RE)	100-518	59,974.48	59,974.48		Cash in Bank- SBTC2 (RE)	Cash in Bank- SBTC2 (RE)	59,974.48	-	
Cash In Bank- METBA2	100-520	945,738.22	945,738.22		Cash In Bank- METBA2	Cash In Bank- METBA2	945,738.22	-	
Cash in Bank- Union Bank	100-521	112,074.10	112,074.10		Cash in Bank- Union Bank	Cash in Bank- Union Bank	112,074.10	-	
Temporary Investments	106-000	66,500,000.00	66,500,000.00		Temporary Investments	Temporary Investments	66,500,000.00	-	
Short-term Investments				-	Short-term Investments	Short-term Investments	150,100,000.00		
Short-term Investments	105-000	150,100,000.00	150,100,000.00		Short-term Investments	Short-term Investments	150,100,000.00	-	
Financial Assets at FVOCI				-	Financial Assets at FVOCI	Financial Assets at FVOCI	11,305,615.40		
Available-for-Sale Investment - CLDI	140-101	9,332,088.80	9,332,088.80		Available-for-Sale Investment - CLDI	Available-for-Sale Investment - CLDI	9,332,088.80	-	
Available-for-Sale Investment - CDC	140-102	1,973,526.60	1,973,526.60		Available-for-Sale Investment - CDC	Available-for-Sale Investment - CDC	1,973,526.60	-	
Loans and Receivables				-	Loans and Receivables	Loans and Receivables	31,309,718.89		
Accounts Receivable - CDC	115-101	2,236.83	2,236.83		Accounts Receivable - CDC	Accounts Receivable - CDC	2,236.83	-	
Accounts Receivable - CLDI	115-105	986.11	986.11		Accounts Receivable - CLDI	Accounts Receivable - CLDI	986.11	-	
Accounts Receivable - Others	115-202	2,724.03	2,724.03		Accounts Receivable - Others	Accounts Receivable - Others	2,724.03	-	
Accounts Receivable - Advances A/P Reg.	115-213	46,593.65	46,593.65		Accounts Receivable - Advances A/P Reg.	Accounts Receivable - Advances A/P Reg.	46,593.65	-	
Accounts Receivable - Interco.	115-216	2,897.21	2,897.21		Accounts Receivable - Interco.	Accounts Receivable - Interco.	2,897.21	-	
Accounts Receivable - RET Clients(Oxford)	115-224	5,356.76	5,356.76		Accounts Receivable - RET Clients(Oxford)	Accounts Receivable - RET Clients(Oxford)	5,356.76	-	
Accounts Receivable - RET Clients (WM)	115-225	3,980.76	3,980.76		Accounts Receivable - RET Clients (WM)	Accounts Receivable - RET Clients (WM)	3,980.76	-	
Accounts Receivable-Est.Reg.Exp.(PRM)	115-228	51,052.50	51,052.50		Accounts Receivable-Est.Reg.Exp.(PRM)	Accounts Receivable-Est.Reg.Exp.(PRM)	51,052.50	-	
Accounts Receivable-RET Clients	115-237	115,887.58	115,887.58		Accounts Receivable-RET Clients	Accounts Receivable-RET Clients	115,887.58	-	
A/R-Clients Bill Deposit Applied	115-239	3,992.92	3,992.92		A/R-Clients Bill Deposit Applied	A/R-Clients Bill Deposit Applied	3,992.92	-	
Accounts Receivable- Ret. check OTR	115-240	(11,010.00)	(11,010.00)		Accounts Receivable- Ret. check OTR	Accounts Receivable- Ret. check OTR	(11,010.00)	-	
Accrued Interest Receivable	115-400	1,608,084.68	1,608,084.68		Accrued Interest Receivable	Accrued Interest Receivable	1,608,084.68	-	
RIS Windsor	116-600	190,502.81	190,502.81		RIS Windsor	RIS Windsor	190,502.81	-	
RIS Grand Central Residences	116-800	848,034.61	848,034.61		RIS Grand Central Residences	RIS Grand Central Residences	848,034.61	-	
RIS - The Manila Residences Tower 2	116-901	1,742,692.38	1,742,692.38		RIS - The Manila Residences Tower 2	RIS - The Manila Residences Tower 2	1,742,692.38	-	
RIS - Grand Emerald Tower	116-902	233,190.34	233,190.34		RIS - Grand Emerald Tower	RIS - Grand Emerald Tower	233,190.34	-	
RIS - One Taft Residences	116-903	333,888.79	333,888.79		RIS - One Taft Residences	RIS - One Taft Residences	333,888.79	-	
RIS- Pines Peak Tower 1	116-904	1,150,141.90	1,150,141.90		RIS- Pines Peak Tower 1	RIS- Pines Peak Tower 1	1,150,141.90	-	
Rec.from Installment Sales (LT)Windsor	131-500	566,915.36	566,915.36		Rec.from Installment Sales (LT)Windsor	Rec.from Installment Sales (LT)Windsor	566,915.36	-	
Rec. From Installment Sales (LT) - GCR	131-800	5,983,201.98	5,983,201.98		Rec. From Installment Sales (LT) - GCR	Rec. From Installment Sales (LT) - GCR	5,983,201.98	-	
Rec. from Installment Sales (LT) - TMR2	131-901	14,206,938.18	14,206,938.18		Rec. from Installment Sales (LT) - TMR2	Rec. from Installment Sales (LT) - TMR2	14,206,938.18	-	
Rec. from Installment Sales (LT) - GET	131-902	742,610.26	742,610.26		Rec. from Installment Sales (LT) - GET	Rec. from Installment Sales (LT) - GET	742,610.26	-	
Rec. from Installment Sales (LT)- PPT1	131-903	2,280,048.23	2,280,048.23		Rec. from Installment Sales (LT)- PPT1	Rec. from Installment Sales (LT)- PPT1	2,280,048.23	-	
Rec. from Installment sales (LT)- OTR	131-904	2,781,578.21	2,781,578.21		Rec. from Installment sales (LT)- OTR	Rec. from Installment sales (LT)- OTR	2,781,578.21	-	
VAT Deferred- TMR2	206-500	(1,249,007.12)	(1,249,007.12)		VAT Deferred- TMR2	VAT Deferred- TMR2	(1,249,007.12)	-	
VAT Deferred- OTR	206-600	(333,800.07)	(333,800.07)		VAT Deferred- OTR	VAT Deferred- OTR	(333,800.07)	-	
Insurance Premium Fund				-	Insurance Premium Fund	Insurance Premium Fund	100,000.00		
Insurance Premium Fund	126-100	100,000.00	100,000.00		Insurance Premium Fund	Insurance Premium Fund	100,000.00	-	
Investments in Trust Fund				-	Investments in Trust Fund	Investments in Trust Fund	35,216,003.13		
Trust Fund - PNB	125-102	8,828,501.91	8,828,501.91		Trust Fund - PNB	Trust Fund - PNB	8,828,501.91	-	

ANNUAL STATEMENT for the Year Ended December 31, 2024 of CITYPLANS, INCORPORATED

SCHEDULE 16 - RECONCILIATION BETWEEN TRIAL BALANCE, AUDITED FINANCIAL STATEMENTS (AFS) AND ANNUAL STATEMENT (AS)									
Account Title	Account Code	Per AS	Per Trial Balance	Difference on Amount in AS VS Trial Balance (3-4)	Audited Financial Statements (AFS)			Variance (AS vs AFS)	
		Amount	Amount		Account in the Face of AFS	Account in the Note of the AFS	Amount	Difference on Amount in SFP VS Audited Financial Statement	Description
(1)	(2)	(3)	(4)	(5)	(6)	(7)	(8)	(9 = (3-8))	(10)
Trust Fund - UBP	125-109	26,355,535.77	26,387,501.22	Variance of Php 31,965.45 was due to reclassification of Financial Asset measured at amortized cost.	Trust Fund - UBP	Trust Fund - UBP	26,387,501.22	(31,965.45)	Variance of Php 31,965.45 was due to reclassification of Financial Asset measured at amortized cost.
Investment Properties					Investment Properties	Investment Properties	75,920,839.03		
Investment in Real Estate Properties - GET	145-100	7,456,269.10	7,456,269.10	-	Investment in Real Estate Properties - GET	Investment in Real Estate Properties - GET	7,456,269.10	-	
Investment in Real Estate Properties - GCR	145-200	54,700,516.14	54,700,516.14	-	Investment in Real Estate Properties - GCR	Investment in Real Estate Properties - GCR	54,700,516.14	-	
Investment in Real Estate Properties - TMR2	145-300	20,934,700.86	20,934,700.86	-	Investment in Real Estate Properties - TMR2	Investment in Real Estate Properties - TMR2	20,934,700.86	-	
Investment in Real Estate Properties - MET4	145-400	7,896,671.45	7,896,671.45	-	Investment in Real Estate Properties - MET4	Investment in Real Estate Properties - MET4	7,896,671.45	-	
Investment in Real Estate Properties - PPT1	145-500	11,810,088.36	11,810,088.36	-	Investment in Real Estate Properties - PPT1	Investment in Real Estate Properties - PPT1	11,810,088.36	-	
Investment in Real Estate Prop - OTR	145-600	15,064,683.47	15,064,683.47	-	Investment in Real Estate Prop - OTR	Investment in Real Estate Prop - OTR	15,064,683.47	-	
Allow. for Depreciation - IREP	155-104	(41,942,090.35)	(41,942,090.35)	-	Allow. for Depreciation - IREP	Allow. for Depreciation - IREP	(41,942,090.35)	-	
Other Assets					Other Assets	Other Assets	778,139.97		
Prepaid Expenses	120-100	330,539.33	330,539.33	-	Prepaid Expenses	Prepaid Expenses	330,539.33	-	
Prepaid Insurance	120-104	2,939.66	2,939.66	-	Prepaid Insurance	Prepaid Insurance	2,939.66	-	
Prepaid Tax	120-105	370,431.10	370,431.10	-	Prepaid Tax	Prepaid Tax	370,431.10	-	
Input Tax - Pension	120-201	2,909.06	2,909.06	-	Input Tax - Pension	Input Tax - Pension	2,909.06	-	
Input Tax - PRM	120-202	2,824.67	2,824.67	-	Input Tax - PRM	Input Tax - PRM	2,824.67	-	
Other Assets - PLDT	165-101	800.00	800.00	-	Other Assets - PLDT	Other Assets - PLDT	800.00	-	
Other Assets - Meter Deposit	165-300	64,186.19	64,186.19	-	Other Assets - Meter Deposit	Other Assets - Meter Deposit	64,186.19	-	
Other Assets - CC10 Association (Elevator)	165-400	3,509.96	3,509.96	-	Other Assets - CC10 Association (Elevator)	Other Assets - CC10 Association (Elevator)	3,509.96	-	
Total Assets		381,943,122.02	381,975,087.47		Total Assets	Total Assets	381,975,087.47		
Pre-need Reserves					Pre-need Reserves	Pre-need Reserves	21,848,202.19		
Pre-need Reserves - PNB	210-102	8,828,501.91	8,828,501.91	-	Pre-need Reserves - PNB	Pre-need Reserves - PNB	8,828,501.91	-	
Pre-need Reserves - UBP	210-109	13,019,700.28	13,019,700.28	-	Pre-need Reserves - UBP	Pre-need Reserves - UBP	13,019,700.28	-	
Accounts payable and accrued expenses					Accounts payable and accrued expenses	Accounts payable and accrued expenses	10,416,486.16		
Accounts Payable - CDC	200-101	292,455.24	292,455.24	-	Accounts Payable - CDC	Accounts Payable - CDC	292,455.24	-	
Accounts Payable - CI	200-103	125,617.38	125,617.38	-	Accounts Payable - CI	Accounts Payable - CI	125,617.38	-	
Accounts Payable - CLDI	200-105	66,737.94	66,737.94	-	Accounts Payable - CLDI	Accounts Payable - CLDI	66,737.94	-	
Accounts Payable - Others	200-205	46,520.85	46,520.85	-	Accounts Payable - Others	Accounts Payable - Others	46,520.85	-	
Accounts Payable - Staled Check	200-206	423,536.39	423,536.39	-	Accounts Payable - Staled Check	Accounts Payable - Staled Check	423,536.39	-	
Accounts Payable - Reg. Expenses	200-210	740,144.36	740,144.36	-	Accounts Payable - Reg. Expenses	Accounts Payable - Reg. Expenses	740,144.36	-	
Accounts Payable - Meter Deposit Refund	200-216	321,166.29	321,166.29	-	Accounts Payable - Meter Deposit Refund	Accounts Payable - Meter Deposit Refund	321,166.29	-	
Accounts Payable - Adv. RET payments	200-217	602.92	602.92	-	Accounts Payable - Adv. RET payments	Accounts Payable - Adv. RET payments	602.92	-	
Accounts Payable - RE Refund	200-218	58,885.44	58,885.44	-	Accounts Payable - RE Refund	Accounts Payable - RE Refund	58,885.44	-	
Accounts Payable - Tax Declaration	200-229	2,850.00	2,850.00	-	Accounts Payable - Tax Declaration	Accounts Payable - Tax Declaration	2,850.00	-	
Accounts Payable - Estimated Reg. Exp.	200-231	51,052.50	51,052.50	-	Accounts Payable - Estimated Reg. Exp.	Accounts Payable - Estimated Reg. Exp.	51,052.50	-	
A/P- unaccounted deposit BDO (RE)	200-236	12,348.00	12,348.00	-	A/P- unaccounted deposit BDO (RE)	A/P- unaccounted deposit BDO (RE)	12,348.00	-	
A/P unaccounted deposit- METROBANK	200-238	40.00	40.00	-	A/P unaccounted deposit- METROBANK	A/P unaccounted deposit- METROBANK	40.00	-	
Withholding Tax Payable-Rental 5% Corp.	200-305	885.27	885.27	-	Withholding Tax Payable-Rental 5% Corp.	Withholding Tax Payable-Rental 5% Corp.	885.27	-	
Withholding Tax Salaries	200-310	2,129.46	2,129.46	-	Withholding Tax Salaries	Withholding Tax Salaries	2,129.46	-	
Withholding Tax Payable-Supp. of Serv.2%	200-313	4,002.09	4,002.09	-	Withholding Tax Payable-Supp. of Serv.2%	Withholding Tax Payable-Supp. of Serv.2%	4,002.09	-	
Withholding Tax Payable-Supp. of Good 1%	200-314	58.64	58.64	-	Withholding Tax Payable-Supp. of Good 1%	Withholding Tax Payable-Supp. of Good 1%	58.64	-	
Withholding Tax Payable- Prof. 5% Ind	200-324	760.50	760.50	-	Withholding Tax Payable- Prof. 5% Ind	Withholding Tax Payable- Prof. 5% Ind	760.50	-	
Medicare Payable	200-400	680.65	680.65	-	Medicare Payable	Medicare Payable	680.65	-	
SSS Payable	200-500	1,215.00	1,215.00	-	SSS Payable	SSS Payable	1,215.00	-	
Pag-Ibig Fund Payable	200-600	200.00	200.00	-	Pag-Ibig Fund Payable	Pag-Ibig Fund Payable	200.00	-	
Accrued Expenses Payable	200-603	14,223.49	14,223.49	-	Accrued Expenses Payable	Accrued Expenses Payable	14,223.49	-	
Dividends Payable	200-700	877.86	877.86	-	Dividends Payable	Dividends Payable	877.86	-	
Taxes Payable	200-800	43,560.55	43,560.55	-	Taxes Payable	Taxes Payable	43,560.55	-	
Vat Payable- 4th Quarter	202-400	70,884.51	70,884.51	-	Vat Payable- 4th Quarter	Vat Payable- 4th Quarter	70,884.51	-	
Reservation Fee - GCR	205-109	20,790.00	20,790.00	-	Reservation Fee - GCR	Reservation Fee - GCR	20,790.00	-	

ANNUAL STATEMENT for the Year Ended December 31, 2024 of CITYPLANS, INCORPORATED

SCHEDULE 16 - RECONCILIATION BETWEEN TRIAL BALANCE, AUDITED FINANCIAL STATEMENTS (AFS) AND ANNUAL STATEMENT (AS)									
Account Title	Account Code	Per AS	Per Trial Balance	Difference on Amount in AS VS Trial Balance (3-4)	Audited Financial Statements (AFS)			Variance (AS vs AFS)	
		Amount	Amount		Account in the Face of AFS	Account in the Note of the AFS	Amount	Difference on Amount in SFP VS Audited Financial Statement	Description
(1)	(2)	(3)	(4)	(5)	(6)	(7)	(8)	(9 = (3-8))	(10)
Reservation Fee - PPT1	205-110	10,700.00	10,700.00	-	Reservation Fee - PPT1	Reservation Fee - PPT1	10,700.00	-	
Rental Deposit	205-300	6,888.67	6,888.67	-	Rental Deposit	Rental Deposit	6,888.67	-	
Security Deposit	205-301	1,532,627.10	1,532,627.10	-	Security Deposit	Security Deposit	1,532,627.10	-	
Meter Deposit	205-500	77,281.63	77,281.63	-	Meter Deposit	Meter Deposit	77,281.63	-	
Other Liabilities - HDC PRM	205-602	35,500.00	35,500.00	-	Other Liabilities - HDC PRM	Other Liabilities - HDC PRM	35,500.00	-	
Customer Deposit- GCR (CPI)	205-604	469,200.00	469,200.00	-	Customer Deposit- GCR (CPI)	Customer Deposit- GCR (CPI)	469,200.00	-	
Deferred Credit RET - Oxford	207-200	633.15	633.15	-	Deferred Credit RET - Oxford	Deferred Credit RET - Oxford	633.15	-	
Deferred Credit RET - Windsor	207-300	597.12	597.12	-	Deferred Credit RET - Windsor	Deferred Credit RET - Windsor	597.12	-	
Deferred Credit RET- CP1 GET	207-500	382.48	382.48	-	Deferred Credit RET- CP1 GET	Deferred Credit RET- CP1 GET	382.48	-	
Deferred Credit- RET- GCR	207-600	2,033.94	2,033.94	-	Deferred Credit- RET- GCR	Deferred Credit- RET- GCR	2,033.94	-	
Deferred Credit- RET- TMR2	207-700	15,264.45	15,264.45	-	Deferred Credit- RET- TMR2	Deferred Credit- RET- TMR2	15,264.45	-	
Deferred Credit- RET- OTR	207-800	417.79	417.79	-	Deferred Credit- RET- OTR	Deferred Credit- RET- OTR	417.79	-	
Deferred Credit RET- PPT1	207-900	427.86	427.86	-	Deferred Credit RET- PPT1	Deferred Credit RET- PPT1	427.86	-	
Benefits Payable	215-000	5,956,371.54	5,956,371.54	-	Benefits Payable	Benefits Payable	5,956,371.54	-	
Planholders' Deposit	220-000	1,918.00	1,918.00	-	Planholders' Deposit	Planholders' Deposit	1,918.00	-	
Planholders' Dep. - Others	220-101	1,283.80	1,283.80	-	Planholders' Dep. - Others	Planholders' Dep. - Others	1,283.80	-	
Counselor's Bond Reserve - Agents/Sub-Ag	235-102	2,733.30	2,733.30	-	Counselor's Bond Reserve - Agents/Sub-Ag	Counselor's Bond Reserve - Agents/Sub-Ag	2,733.30	-	
Other Reserves					Other Reserves	Other Reserves	153,324.20		
Other Reserves-Insurance Premium Reserve	216-000	35,959.55	35,959.55	-	Other Reserves-Insurance Premium Reserve	Other Reserves-Insurance Premium Reserve	35,959.55	-	
Other Reserves-Pension Bonus	217-000	117,364.65	117,364.65	-	Other Reserves-Pension Bonus	Other Reserves-Pension Bonus	117,364.65	-	
Deferred Income Tax					Deferred Income Tax	Deferred Income Tax	4,289,448.29		
Deferred Income Tax	122-101	4,289,448.29	4,289,448.29	-	Deferred Income Tax	Deferred Income Tax	4,289,448.29	-	
Net Retirement plan liabilities					Net Retirement plan liabilities	Net Retirement plan liabilities	19,386.00		
Retirement Plan Liabilities	166-000	19,386.00	19,386.00	-	Retirement Plan Liabilities	Retirement Plan Liabilities	19,386.00	-	
Total Liabilities		36,726,846.84	36,726,846.84		Total Liabilities	Total Liabilities	36,726,846.84		
Capital Stock	300-000	158,125,000.00	158,125,000.00	-	Capital Stock	Capital Stock	158,125,000.00	-	
Unrealized FV Changes on FA at FVOCI-CPI	325-100	7,134,409.15	7,134,409.15	-	Unrealized FV Changes on FA at FVOCI-CPI	Unrealized FV Changes on FA at FVOCI-CPI	7,134,409.15	-	
Unrealized FV Changes on FA at FVOCI -TF	325-200	71,320.59	71,320.59	-	Unrealized FV Changes on FA at FVOCI -TF	Unrealized FV Changes on FA at FVOCI -TF	71,320.59	-	
Accum Remeasurement on Defined Benefit Plan	330-000	(356,934.23)	(356,934.23)	-	Accum Remeasurement on Defined Benefit Plan	Accum Remeasurement on Defined Benefit Plan	(356,934.23)	-	
RE - Unappropriated	315-100	178,889,662.46	178,889,662.46	-	RE - Unappropriated	RE - Unappropriated	178,889,662.46	-	
RE - Appropriated	315-200	1,384,782.66	1,384,782.66	-	RE - Appropriated	RE - Appropriated	1,384,782.66	-	
Fluctuation/ Revaluation Reserve		(31,965.49)	-	Reclassification of Financial Asset measured at amortized cost.					
Total Equity		345,216,275.14	345,248,240.63		Total Equity	Total Equity	345,248,240.63		
Total Liabilities and Equity		381,943,121.98	381,975,087.47		Total Liabilities and Equity	Total Liabilities and Equity	381,975,087.47		
Revenue and Income					Revenue and Income				
Sales of real estate properties					Sales of real estate properties				
GPCS - The Manila Residences Tower 2	600-307	2,599,187.20	2,599,187.20	-	GPCS - The Manila Residences Tower 2	GPCS - The Manila Residences Tower 2	2,599,187.20	-	
GPCS- One Taft Residences	600-309	1,836,385.24	1,836,385.24	-	GPCS- One Taft Residences	GPCS- One Taft Residences	1,836,385.24	-	
RGP - The Manila Residences Tower 2	600-409	3,616,134.48	3,616,134.48	-	RGP - The Manila Residences Tower 2	RGP - The Manila Residences Tower 2	3,616,134.48	-	
RGP - One Taft Residences	600-410	1,879,135.51	1,879,135.51	-	RGP - One Taft Residences	RGP - One Taft Residences	1,879,135.51	-	
					Add: Cost of real estate sales		5,869,391.00		
Rental Income					Rental Income				
Rental Income- OTR Non-vat	600-288	1,306,420.00	1,306,420.00	-	Rental Income- OTR Non-vat	Rental Income- OTR Non-vat	1,306,420.00	-	
Rental Income - GET Non-Vat	600-291	321,170.00	321,170.00	-	Rental Income - GET Non-Vat	Rental Income - GET Non-Vat	321,170.00	-	
Rental Income - TMR2 (CPI) NVAT	600-297	1,440,571.88	1,440,571.88	-	Rental Income - TMR2 (CPI) NVAT	Rental Income - TMR2 (CPI) NVAT	1,440,571.88	-	
Rental Income GCR (Non-Vat)	600-298	3,216,532.95	3,216,532.95	-	Rental Income GCR (Non-Vat)	Rental Income GCR (Non-Vat)	3,216,532.95	-	
Rental Income - Non-VAT (PPT1)	600-299	(14,932.74)	(14,932.74)	-	Rental Income - Non-VAT (PPT1)	Rental Income - Non-VAT (PPT1)	(14,932.74)	-	
Interest income					Interest income				
					Interest income	Interest income	17,176,681.18		

ANNUAL STATEMENT for the Year Ended December 31, 2024 of CITYPLANS, INCORPORATED

SCHEDULE 16 - RECONCILIATION BETWEEN TRIAL BALANCE, AUDITED FINANCIAL STATEMENTS (AFS) AND ANNUAL STATEMENT (AS)									
Account Title	Account Code	Per AS	Per Trial Balance	Difference on Amount in AS VS Trial Balance (3-4)	Audited Financial Statements (AFS)			Variance (AS vs AFS)	
		Amount	Amount		Account in the Face of AFS	Account in the Note of the AFS	Amount	Difference on Amount in SFP VS Audited Financial Statement	Description
(1)	(2)	(3)	(4)	(5)	(6)	(7)	(8)	(9 = (3-8))	(10)
Interest Income - Savings	600-210	7,124.33	7,124.33		Interest Income - Savings	Interest Income - Savings	7,124.33	-	
Interest Income - Money Market	600-220	13,562,637.30	13,562,637.30		Interest Income - Money Market	Interest Income - Money Market	13,562,637.30	-	
Interest Income - Taxable	600-270	3,606,919.55	3,606,919.55		Interest Income - Taxable	Interest Income - Taxable	3,606,919.55	-	
Trust fund income (loss)					Trust fund income (loss)	Trust fund income (loss)	(327,381.12)		
Trust Fund Income - PNB	600-102	190,880.96	190,880.96		Trust Fund Income - PNB	Trust Fund Income - PNB	190,880.96	-	
Trust Fund Income - UBP	600-107	(518,262.08)	(518,262.08)		Trust Fund Income - UBP	Trust Fund Income - UBP	(518,262.08)	-	
Other income					Other income	Other income	865,979.57		
Dividend Income	600-230	602,296.78	602,296.78		Dividend Income	Dividend Income	602,296.78	-	
Miscellaneous Income - RET	600-504	24,929.08	24,929.08		Miscellaneous Income - RET	Miscellaneous Income - RET	24,929.08	-	
Miscellaneous Income - Others	600-505	(8,889.71)	(8,889.71)		Miscellaneous Income - Others	Miscellaneous Income - Others	(8,889.71)	-	
Miscellaneous Income - Windsor	600-506	2,479.46	2,479.46		Miscellaneous Income - Windsor	Miscellaneous Income - Windsor	2,479.46	-	
Miscellaneous Income - OS RE	600-510	82.15	82.15		Miscellaneous Income - OS RE	Miscellaneous Income - OS RE	82.15	-	
Miscellaneous Income - Restoration	600-512	5,563.16	5,563.16		Miscellaneous Income - Restoration	Miscellaneous Income - Restoration	5,563.16	-	
Miscellaneous Income-Office Supplies C55	600-517	5,357.14	5,357.14		Miscellaneous Income-Office Supplies C55	Miscellaneous Income-Office Supplies C55	5,357.14	-	
Miscellaneous Income-Office Supp. C36	600-519	5,357.14	5,357.14		Miscellaneous Income-Office Supp. C36	Miscellaneous Income-Office Supp. C36	5,357.14	-	
Misc. Income - Office Supplies (CP3)	600-527	10,714.28	10,714.28		Misc. Income - Office Supplies (CP3)	Misc. Income - Office Supplies (CP3)	10,714.28	-	
Miscellaneous Income - Meralco Refund	600-529	13,600.19	13,600.19		Miscellaneous Income - Meralco Refund	Miscellaneous Income - Meralco Refund	13,600.19	-	
Miscellaneous Income - GCR (CP3)	600-534	121,169.65	121,169.65		Miscellaneous Income - GCR (CP3)	Miscellaneous Income - GCR (CP3)	121,169.65	-	
Miscellaneous Income-Office Supplies CP4	600-535	21,428.56	21,428.56		Miscellaneous Income-Office Supplies CP4	Miscellaneous Income-Office Supplies CP4	21,428.56	-	
Misc. Income - Office Supplies CP6	600-537	5,357.14	5,357.14		Misc. Income - Office Supplies CP6	Misc. Income - Office Supplies CP6	5,357.14	-	
Other Income-Sharing of Expenses	602-201	49,605.97	49,605.97		Other Income-Sharing of Expenses	Other Income-Sharing of Expenses	49,605.97	-	
Other Income - Others Xerox	602-400	53.57	53.57		Other Income - Others Xerox	Other Income - Others Xerox	53.57	-	
Other Income - TMR2 (CPI) VAT	602-700	3,638.40	3,638.40		Other Income - TMR2 (CPI) VAT	Other Income - TMR2 (CPI) VAT	3,638.40	-	
Other Income - GCR	602-800	2,437.50	2,437.50		Other Income - GCR	Other Income - GCR	2,437.50	-	
Other Income- OTR (CPI) VAT	602-901	799.11	799.11		Other Income- OTR (CPI) VAT	Other Income- OTR (CPI) VAT	799.11	-	
Total Revenue		33,915,884.16	33,915,884.15		Total Revenue		39,785,275.15		
Cost and Expenses					Cost and Expenses				
Doc. Stamp Tax, SEC and IC Fees	510-008	151,500.00	151,500.00		Cost of real estate sales	Cost of real estate sales	5,869,391.00		
Increase (Decrease) in Pre-need Reserve	505-000	(1,923,728.87)	(1,923,728.87)		Doc. Stamp Tax, SEC and IC Fees	Doc. Stamp Tax, SEC and IC Fees	151,500.00	-	
Insurance - Pensionholder	510-005	629.77	629.77		Increase (Decrease) in Pre-need Reserve	Increase (Decrease) in Pre-need Reserve	(1,923,728.87)	-	
General and Administrative expenses					Insurance - Pensionholder	Insurance - Pensionholder	629.77	-	
Insurance	515-005	3,314.36	3,314.36		General and Administrative expenses	General and Administrative expenses	11,370,296.55		
Membership & Subscription Dues	515-006	890,788.59	890,788.59		Insurance	Insurance	3,314.36	-	
Communication	515-007	36,760.12	36,760.12		Membership & Subscription Dues	Membership & Subscription Dues	890,788.59	-	
Power, Light & Water	515-008	114,944.30	114,944.30		Communication	Communication	36,760.12	-	
Professional Fees	515-009	308,032.03	308,032.03		Power, Light & Water	Power, Light & Water	114,944.30	-	
Rental	515-010	260,534.48	260,534.48		Professional Fees	Professional Fees	308,032.03	-	
Repairs and Maintenance	515-011	85,305.67	85,305.67		Rental	Rental	260,534.48	-	
Entertainment, Amusement & Recreation	515-012	615.73	615.73		Repairs and Maintenance	Repairs and Maintenance	85,305.67	-	
Retirement Fund Contribution	515-013	10,286.00	10,286.00		Entertainment, Amusement & Recreation	Entertainment, Amusement & Recreation	615.73	-	
Salaries and Wages	515-014	1,560,474.33	1,560,474.33		Retirement Fund Contribution	Retirement Fund Contribution	10,286.00	-	
Security, Messengerial & Janitorial	515-015	263,596.15	263,596.15		Salaries and Wages	Salaries and Wages	1,560,474.33	-	
SSS/Medicare/ECC/Pag-Ibig	515-016	142,206.20	142,206.20		Security, Messengerial & Janitorial	Security, Messengerial & Janitorial	263,596.15	-	
Staff Benefits	515-017	511,976.01	511,976.01		SSS/Medicare/ECC/Pag-Ibig	SSS/Medicare/ECC/Pag-Ibig	142,206.20	-	
Staff Benefits - Non-Taxable	515-018	297,541.44	297,541.44		Staff Benefits	Staff Benefits	511,976.01	-	
Staff Development	515-019	129,333.44	129,333.44		Staff Benefits - Non-Taxable	Staff Benefits - Non-Taxable	297,541.44	-	
Stationery and Office Supplies	515-020	16,621.31	16,621.31		Staff Development	Staff Development	129,333.44	-	
Transportation and Travel	515-021	19,862.36	19,862.36		Stationery and Office Supplies	Stationery and Office Supplies	16,621.31	-	
Miscellaneous Expense - Bank Charges	515-023	6,070.00	6,070.00		Transportation and Travel	Transportation and Travel	19,862.36	-	
Miscellaneous Expense - Meals	515-024	5,099.39	5,099.39		Miscellaneous Expense - Bank Charges	Miscellaneous Expense - Bank Charges	6,070.00	-	
					Miscellaneous Expense - Meals	Miscellaneous Expense - Meals	5,099.39	-	

ANNUAL STATEMENT for the Year Ended December 31, 2024 of CITYPLANS, INCORPORATED

SCHEDULE 16 - RECONCILIATION BETWEEN TRIAL BALANCE, AUDITED FINANCIAL STATEMENTS (AFS) AND ANNUAL STATEMENT (AS)									
Account Title	Account Code	Per AS	Per Trial Balance	Difference on Amount in AS VS Trial Balance (3-4)	Audited Financial Statements (AFS)			Variance (AS vs AFS)	
		Amount	Amount		Account in the Face of AFS	Account in the Note of the AFS	Amount	Difference on Amount in SFP VS Audited Financial Statement	Description
(1)	(2)	(3)	(4)	(5)	(6)	(7)	(8)	(9 = (3-8))	(10)
Miscellaneous Expense - Others	515-025	59,489.52	59,489.52	-	Miscellaneous Expense - Others	Miscellaneous Expense - Others	59,489.52	-	
Taxes and Licenses	515-026	934,411.20	934,411.20	-	Taxes and Licenses	Taxes and Licenses	934,411.20	-	
Advertising and Promotion	515-027	14,451.87	14,451.87	-	Advertising and Promotion	Advertising and Promotion	14,451.87	-	
Staff Benefits - Commission	515-028	653,261.67	653,261.67	-	Staff Benefits - Commission	Staff Benefits - Commission	653,261.67	-	
Services and Discount - Referral	515-029	10,400.00	10,400.00	-	Services and Discount - Referral	Services and Discount - Referral	10,400.00	-	
Depreciation Expense - IREP (GET)	515-033	298,250.64	298,250.64	-	Depreciation Expense - IREP (GET)	Depreciation Expense - IREP (GET)	298,250.64	-	
Miscellaneous Expense - CPI (notax)	515-034	76.28	76.28	-	Miscellaneous Expense - CPI (notax)	Miscellaneous Expense - CPI (notax)	76.28	-	
Depreciation Expense - IREP (MET IV)	515-035	315,866.88	315,866.88	-	Depreciation Expense - IREP (MET IV)	Depreciation Expense - IREP (MET IV)	315,866.88	-	
Staff Development- HMO	515-043	9,133.17	9,133.17	-	Staff Development- HMO	Staff Development- HMO	9,133.17	-	
Misc. Expense- Bad Debts	515-044	2,777.84	2,777.84	-	Misc. Expense- Bad Debts	Misc. Expense- Bad Debts	2,777.84	-	
Broker's Commission - (GCR)	515-045	79,970.00	79,970.00	-	Broker's Commission - (GCR)	Broker's Commission - (GCR)	79,970.00	-	
Amortization of O.A. - Elevator	515-050	702.12	702.12	-	Amortization of O.A. - Elevator	Amortization of O.A. - Elevator	702.12	-	
Depreciation Expense - IREP (GCR)	515-051	2,188,020.72	2,188,020.72	-	Depreciation Expense - IREP (GCR)	Depreciation Expense - IREP (GCR)	2,188,020.72	-	
Depreciation Expense - IREP (TMR2)	515-052	898,006.54	898,006.54	-	Depreciation Expense - IREP (TMR2)	Depreciation Expense - IREP (TMR2)	898,006.54	-	
Depreciation Expense - IREP (PPT1)	515-055	472,403.52	472,403.52	-	Depreciation Expense - IREP (PPT1)	Depreciation Expense - IREP (PPT1)	472,403.52	-	
Rent Expense - TMR2 (Sales office)	515-057	4,139.29	4,139.29	-	Rent Expense - TMR2 (Sales office)	Rent Expense - TMR2 (Sales office)	4,139.29	-	
Depreciation Expense- IREP (OTR)	515-058	615,405.75	615,405.75	-	Depreciation Expense- IREP (OTR)	Depreciation Expense- IREP (OTR)	615,405.75	-	
Restoration Expense	515-100	150,167.63	150,167.63	-	Restoration Expense	Restoration Expense	150,167.63	-	
Adjustment to Premium Revenue	401-000	3,224,366.67	3,224,366.67	-	Adjustment to Premium Revenue	Adjustment to Premium Revenue	3,224,366.67	-	
Other direct cost and expenses					Other direct cost and expenses	Other direct cost and expenses	18,225.00		
Advertising and Promotion	510-001	18,225.00	18,225.00	-	Advertising and Promotion	Advertising and Promotion	18,225.00	-	
Total Cost and Expenses		12,841,289.12	12,841,289.12		Total Cost and Expenses		18,710,680.12		
Provision for income tax					Provision for income tax	Provision for income tax	4,846,512.28		
Provision for Income Tax - Deferred	520-100	277,851.67	277,851.67	-	Provision for Income Tax - Deferred	Provision for Income Tax - Deferred	277,851.67	-	
Provision for Income Tax - Current	520-200	1,854,708.28	1,854,708.28	-	Provision for Income Tax - Current	Provision for Income Tax - Current	1,854,708.28	-	
Provision for Income Tax - Final Tax	520-300	2,713,952.33	2,713,952.33	-	Provision for Income Tax - Final Tax	Provision for Income Tax - Final Tax	2,713,952.33	-	
Net Income		16,228,082.76	16,228,082.75		Net Income		16,228,082.75		

ANNUAL STATEMENT for the Year Ended December 31, 2024 of CITYPLANS, INCORPORATED

SUMMARY OF INVESTED ASSETS

	PENSION	LIFE/MEMORIAL	EDUCATIONAL	TOTAL TRUST FUND	INSURANCE PREMIUM FUND	CORPORATE ASSETS	GRAND TOTAL
I. FINANCIAL ASSETS AT FAIR VALUE THROUGH PROFIT OR LOSS	5,955,529.73	-	-	5,955,529.73	-	-	5,955,529.73
A. Securities Held for Trading							
1. Trading Debt Securities - Government Issued Bonds	-	-	-	-	-	-	-
a. Long-Term Bonds Issued by BTr	-	-	-	-	-	-	-
a.1. Fixed Rate Treasury Notes	-	-	-	-	-	-	-
a.2. Floating Rate Treasury Notes	-	-	-	-	-	-	-
a.3. Retail Treasury Bonds	-	-	-	-	-	-	-
a.4. ROP Bonds (HYRA)	-	-	-	-	-	-	-
b. Bonds issued by other gov't corporation/agency	-	-	-	-	-	-	-
b.1. BSP	-	-	-	-	-	-	-
b.2. PSALM	-	-	-	-	-	-	-
b.3. DBP	-	-	-	-	-	-	-
b.4. Others	-	-	-	-	-	-	-
c. Short-term Bonds/Treasury Bills	-	-	-	-	-	-	-
2. Trading Debt Securities - Private Issued Bonds	-	-	-	-	-	-	-
a. Philippine Issued	-	-	-	-	-	-	-
b. Foreign Issued	-	-	-	-	-	-	-
3. Trading Equity Securities (Stocks)	-	-	-	-	-	-	-
4. Mutual Fund	-	-	-	-	-	-	-
5. Unit Investment Trust	-	-	-	-	-	-	-
6. Real Estate Investment Trusts	-	-	-	-	-	-	-
7. Other Funds	-	-	-	-	-	-	-
B. Financial Assets Designated at Fair Value Through Profit or Loss (FVPL)	5,955,529.73	-	-	5,955,529.73	-	-	5,955,529.73
1. Debt Securities - Government Issued Bonds	-	-	-	-	-	-	-
a. Long-Term Bonds Issued by BTr	-	-	-	-	-	-	-
a.1. Fixed Rate Treasury Notes	-	-	-	-	-	-	-
a.2. Floating Rate Treasury Notes	-	-	-	-	-	-	-
a.3. Retail Treasury Bonds	-	-	-	-	-	-	-
a.4. ROP Bonds (HYRA)	-	-	-	-	-	-	-
b. Bonds issued by other gov't agency	-	-	-	-	-	-	-
b.1. BSP	-	-	-	-	-	-	-
b.2. PSALM	-	-	-	-	-	-	-
b.3. DBP	-	-	-	-	-	-	-
b.4. Others	-	-	-	-	-	-	-
c. Short-term Bonds/Treasury Bills	-	-	-	-	-	-	-
2. Debt Securities - Private Issued Bonds	-	-	-	-	-	-	-
a. Philippine Issued	-	-	-	-	-	-	-
b. Foreign Issued	-	-	-	-	-	-	-
3. Equity Securities (Stocks)	-	-	-	-	-	-	-
4. Mutual Fund	5,955,529.73	-	-	5,955,529.73	-	-	5,955,529.73
5. Unit Investment Trust	-	-	-	-	-	-	-
6. Real Estate Investment Trusts	-	-	-	-	-	-	-
7. Other Funds	-	-	-	-	-	-	-
C. Derivative Assets							
II. HELD TO MATURITY (HTM) INVESTMENTS	19,401,270.10	-	-	19,401,270.10	-	-	19,401,270.10
A. HTM Debt Securities - Government	19,401,270.10			19,401,270.10			19,401,270.10
1. Long-Term Bonds issued by BTr	19,401,270.10	-	-	19,401,270.10	-	-	19,401,270.10
a. Fixed Rate Treasury Notes	19,401,270.10	-	-	19,401,270.10	-	-	19,401,270.10
b. Floating Rate Treasury Notes	-	-	-	-	-	-	-
c. Retail Treasury Bonds	-	-	-	-	-	-	-
d. ROP Bonds (HYRA)	-	-	-	-	-	-	-
2. Bonds issued by other gov't agency	-	-	-	-	-	-	-
a. BSP	-	-	-	-	-	-	-
b. PSALM	-	-	-	-	-	-	-
c. DBP	-	-	-	-	-	-	-
d. Others	-	-	-	-	-	-	-
3. Short-term Bonds/Treasury Bills	-	-	-	-	-	-	-
B. HTM Debt Securities - Private							
1. Philippine Issued	-	-	-	-	-	-	-
2. Foreign Issued	-	-	-	-	-	-	-
III. LOANS AND RECEIVABLES, NET							
A. Mortgage Loans							
B. Planholders' Loans							
C. Other Loans							
IV. AVAILABLE-FOR-SALE (AFS) FINANCIAL ASSETS						11,305,615.40	11,305,615.40
A. AFS Debt Securities - Government							
1. Long-Term Bonds issued by BTr	-	-	-	-	-	-	-
a. Fixed Rate Treasury Notes	-	-	-	-	-	-	-
b. Floating Rate Treasury Notes	-	-	-	-	-	-	-
c. Retail Treasury Bonds	-	-	-	-	-	-	-
d. ROP Bonds (HYRA)	-	-	-	-	-	-	-
2. Bonds issued by other gov't agency	-	-	-	-	-	-	-
a. BSP	-	-	-	-	-	-	-
b. PSALM	-	-	-	-	-	-	-
c. DBP	-	-	-	-	-	-	-
d. Others	-	-	-	-	-	-	-
3. Short-term Bonds/Treasury Bills	-	-	-	-	-	-	-
B. AFS Debt Securities - Private							
1. Philippine Issued	-	-	-	-	-	-	-
2. Foreign Issued	-	-	-	-	-	-	-
C. AFS Equity Securities (Stocks)						11,305,615.40	11,305,615.40
D. Mutual Fund							
E. Unit Investment Trust							
F. Real Estate Investment Trusts							
G. Other Funds							
V. INVESTMENTS IN SUBSIDIARIES, ASSOCIATES AND JOINT VENTURES							
1. Investment in Subsidiaries	-	-	-	-	-	-	-
2. Investment in Associates	-	-	-	-	-	-	-
3. Investment in Joint Ventures	-	-	-	-	-	-	-
VI. INVESTMENT PROPERTY						75,920,839.03	75,920,839.03
VII. PROPERTY AND EQUIPMENT							
1. Land and Building	-	-	-	-	-	-	-
2. IT Equipment	-	-	-	-	-	-	-
VIII. TIME DEPOSIT	2,699,375.48			2,699,375.48	100,000.00	216,600,000.00	219,399,375.48
1. Peso Currency	2,699,375.48	-	-	2,699,375.48	100,000.00	216,600,000.00	219,399,375.48
2. Foreign Currency	-	-	-	-	-	-	-
IX. OTHER INVESTMENTS							
1	-	-	-	-	-	-	-
2	-	-	-	-	-	-	-
TOTAL INVESTED ASSETS	28,056,175.31	-	-	28,056,175.31	100,000.00	303,826,454.43	331,982,629.74

CONTENTS

ANNUAL STATEMENT for the Year Ended December 31, 2024 of CITYPLANS, INCORPORATED


Summary of Invested Assets

	PENSION	LIFE/ MEMORIAL	EDUCATIONAL	TOTAL TRUST FUND	INSURANCE PREMIUM FUND	CORPORATE ASSETS	GRAND TOTAL
1. BONDS	19,401,270.10	-	-	19,401,270.10	-	-	19,401,270.10
A. GOVERNMENT	19,401,270.10	-	-	19,401,270.10	-	-	19,401,270.10
A.1 FX Rate T- Notes	19,401,270.10	-	-	19,401,270.10	-	-	19,401,270.10
A.2 Floating Rate T-Notes	-	-	-	-	-	-	-
A.3 Retail T- Bonds	-	-	-	-	-	-	-
A.4 ROP Bonds	-	-	-	-	-	-	-
A.5 Agrarian Reform Bonds/Landbank	-	-	-	-	-	-	-
A.6 Other Government Bonds	-	-	-	-	-	-	-
B. PRIVATE BONDS	-	-	-	-	-	-	-
C. FOREIGN BONDS	-	-	-	-	-	-	-
2. STOCKS	-	-	-	-	-	11,305,615.40	11,305,615.40
3. REAL ESTATE	5,149,283.18	-	-	5,149,283.18	-	75,920,839.03	81,070,122.21
4. PURCHASE MONEY MORTGAGES	-	-	-	-	-	-	-
5. MORTGAGE LOANS ON REAL ESTATE	-	-	-	-	-	-	-
6. COLLATERAL LOANS	-	-	-	-	-	-	-
7. GUARANTEED LOANS	-	-	-	-	-	-	-
8. OTHER LOANS	-	-	-	-	-	-	-
8.1 Car Loans	-	-	-	-	-	-	-
8.2 Chattel	-	-	-	-	-	-	-
8.3 Other Loans	-	-	-	-	-	-	-
9. SHORT-TERM INVESTMENTS	-	-	-	-	-	-	-
9.1 Short-Term Government Bonds	-	-	-	-	-	-	-
9.1.1 Treasury Bills	-	-	-	-	-	-	-
9.2 Commercial Papers	-	-	-	-	-	-	-
9.3 Promissory Note	-	-	-	-	-	-	-
9.4 Fixed Income	-	-	-	-	-	-	-
9.5 Repurchase Agreement	-	-	-	-	-	-	-
10. OTHER INVESTMENTS	6,602,942.09	-	-	6,602,942.09	-	-	6,602,942.09
10.1 Mutual Funds/UITF	5,955,529.73	-	-	5,955,529.73	-	-	5,955,529.73
10.2 Contract Receivables	-	-	-	-	-	-	-
10.3 Proprietary Shares	-	-	-	-	-	-	-
10.4 Preferred Shares	-	-	-	-	-	-	-
10.5 Long-Term Commercial Papers	-	-	-	-	-	-	-
10.6 Real Estate Investment Trust (REIT)	-	-	-	-	-	-	-
10.7 Other Funds	-	-	-	-	-	-	-
10.8 Other Investments not included above (common shares)	647,412.36	-	-	647,412.36	-	-	647,412.36
11. FIXED DEPOSITS	2,699,375.48	-	-	2,699,375.48	100,000.00	216,600,000.00	219,399,375.48
11.1 Super/Special Savings	-	-	-	-	-	-	-
11.2 Time Deposits	2,699,375.48	-	-	2,699,375.48	100,000.00	216,600,000.00	219,399,375.48
12. PROPERTY AND EQUIPMENT	-	-	-	-	-	-	-
11.1. Land and Building	-	-	-	-	-	-	-
11.2. IT Equipment	-	-	-	-	-	-	-
TOTAL INVESTED ASSETS	33,852,870.85	-	-	33,852,870.85	100,000.00	303,826,454.43	337,779,325.28


ANNUAL STATEMENT for the Year Ended December 31, 2024 of CITYPLANS, INCORPORATED

REPUBLIC OF THE PHILIPPINES }
PASIG CITY } S.S.


MR. JEFFERSON C. ROXAS, President; MR. JOEL C. GOHOC, Executive Vice President and Treasurer; and MS. THERESE RAIMUNDA A. ANOOS, Chief Accountant of the Company, being duly sworn, each for himself deposes and says, that they are the herein described officers of the said Company, and that as of the 31st day of December 2024, all the herein described assets were the absolute properties of the said Company, free and clear from any liens or claims thereon, except as therein stated, and that the foregoing statement, with the schedules and explanations therein contained, annexed or referred to are a full and correct statement of all the Assets, Liabilities, Income and Expenses and of the condition and affairs of the said Company as of the 31st day of December 2024 and for the year ended on that date, according to the best of their information, knowledge and belief, respectively.



 JEFFERSON C. ROXAS, President



 JOEL C. GOHOC, Executive VP & Treasurer




 THERESE RAIMUNDA A. ANOOS, Chief Accountant



Corporate Residence Certificate No. 00140517
 Issued at Makati City
 on January 14, 2025

Subscribed and sworn to before me in PASIG CITY on APR 25 2025 affiants exhibiting to me their Social Security System Identification Numbers, as follows:

Name	SSS Identification Number
Jefferson C. Roxas	
Joel C. Gohoc	
Therese Raimunda A. Anoods	


ATTY. ANDRE ANTON S. SUAREZ
 NOTARY PUBLIC FOR THE CITIES OF PASIG, SAN JUAN

Doc. No. 17
 Page No. 9
 Book No. 11
 Series of 2025.